

Appendix 1

Scottish Borders Local Child Poverty Report 2022/23 and Action Plan 2023/24

DRAFT

Contents

Foreword and Introduction	3
National Context.....	4
Best Start Bright Futures	4
National Child Poverty Targets	4
Drivers of Child Poverty	5
Fairer Scotland Duty	5
Families at greatest risk of poverty	6
Local Context	7
Child Poverty Data for the Scottish Borders - what do we know?	7
Children in Low-income Families, before housing costs.....	8
Children in Low-income households over time, FYEs 2015 to 2022 before housing costs	9
Children in Low-income Families in Scottish Borders Electoral Wards	10
Children in Low-income Families, after housing costs.....	11
Average weekly Earnings	12
Households receiving Universal Credit.....	13
The Scottish Borders Child Poverty Index.....	13
What are we doing about Child Poverty in the Scottish Borders?.....	15
The 2022/23 Action Plan Progress Report	16
The Cost of living	17
Budgets and Funding.....	18
Financial Inclusion	18
Scottish Borders Local Employability Partnership	19
No One Left Behind	19
Scottish Borders Council - Real Living Wage Employer.....	20
Food Conversations.....	20
Breakfast Clubs	21
Get into Summer 2022.....	22
Scottish Borders Council Children and Families Social Work Service	23
Scottish Borders Council Education Services.....	24
Delivering The Promise - #KeepThePromise	27
Student Poverty: Borders College	28
Challenge Poverty Week – October 2022	28
2023/24 Actions	28
Conclusion.....	30
Appendix 1A - Local Child Poverty Context and Statistics.....	31
Appendix 1B – Scottish Borders Child Poverty Annual Progress Report 2022/23.....	63
Appendix 1C - Child Poverty Case Studies.....	97
Appendix 1D - Challenge Poverty Week 3-9 October 2022.....	100
Appendix 1E - Scottish Borders Child Poverty Actions 2023/24	102
Appendix 1F – Glossary	118

Foreword and Introduction

This report covers progress made in tackling child poverty in the Scottish Borders in 2022/23 and sets out planned actions for 2023/24.

Scottish Borders Council, NHS Borders, Community Planning Partners, and the Child Poverty Action Group recognise the importance of tackling child poverty, and are determined to make a difference to children, young people, and families in the Scottish Borders. This Plan sets out our strategic approach and commitment to undertake priority areas of work and key actions to alleviate child poverty.

The Child Poverty (Scotland) Act 2017 sets out the Scottish Government's statement of intent to eradicate child poverty in Scotland by 2030.

The Act requires that Local Authorities and Health Boards jointly prepare a Local Child Poverty Action Plan Report and an Annual Progress Report. The annual progress report should describe activities undertaken and planned locally to contribute towards the child poverty targets set out in the Act.

We are currently facing significant challenges at a national and local level. We are in the midst of a cost-of-living crisis, there are record levels of inflation, a difficult labour market, poverty levels are rising, and we are still recovering from the covid-19 pandemic.

In the Scottish Borders we continue to experience low economic growth and wages, as well as transport and infrastructure issues. All of our children, young people and their families are likely to be affected by these challenges, and we must play our part in addressing them. We will work with partners at both a national and local level as we take action throughout 2023/2024.

The Scottish Borders faces significant challenges, for example:

- **One in five** of our children still live in poverty (after housing costs)
- In 2022, the gross weekly full-time workplace-based wage in the Scottish Borders was **£69 less per week** than the average for Scotland.
- The proportion of employees (18+) earning less than the real living wage in the Scottish Borders was **21.7%** in 2021-22, notably higher than the Scottish average of **14.4%**.
- The Borders Housing Network distributed over **2,200** fuel bank vouchers in 2022/23.

There are many positive headlines which show our commitment towards tackling child poverty, for example:

- **96.6%** of young people have positive initial destinations when leaving school compared to 95.7% nationally (2021/22).
- Borders Modern Apprentice achievement rate is **81.5%** compared to 75% nationally.
- Approx. 2,695 children benefitted from a warm clothing payment of £100 paid from the Council's £1.2m cost of living support package.
- Nineteen schools and one community group will benefit from funding from the Council's cost of living support package to support free breakfast clubs across the Scottish Borders.

We continue to align to Scottish Government's tackling child poverty delivery plan 2022 to 2026, [Best Start, Bright Futures](#). This sets out how we will work together to deliver on Scotland's national mission to tackle child poverty. It is a plan for all of Scotland and recognises the contribution that all parts of society must make to deliver the change needed for children and families.

The [Council Plan](#) from April 2023 sets out a framework for Council decision-making and operations. The strategic context and vision of the plan recognises poverty as a challenge and commits to Scottish Borders-wide actions to make improvements to poverty levels. This Local Child Poverty Report aims to help to meet that outcome. We welcome the inclusion of this commitment in the

Council Plan.

The Scottish Borders [Anti-Poverty Strategy](#) sets out the way in which the Council and its partners will aim to work together to help reduce poverty across the region.

We recognise that partnerships are key to the achievement of the outcomes we plan for our children, young people and families in the Scottish Borders and thank the Child Poverty Action Group and the Community Planning Partnership for their contributions to the Plan.

Councillor Caroline Cochrane – Chair of Community Planning Partnership

David Robertson – Chief Executive, Scottish Borders Council

Ralph Roberts – Chief Executive, NHS Borders

National Context

Best Start Bright Futures

Scottish Government's tackling child poverty delivery plan 2022 to 2026, [Best Start, Bright Futures](#) sets out how we will work together to deliver on Scotland's national mission to tackle child poverty.

It represents the next chapter of Scottish Government's aim to tackle and reduce child poverty and take into account the wider factors impacting on poverty and the standard of living for families. It focuses on: immediate action to support families now; sustained action to create the integrated support that families need to move into work; changing the system to provide the support parents need; and investing long term in both children's outcomes and economic transformation that will create a fairer, more equal Scotland.

National Child Poverty Targets

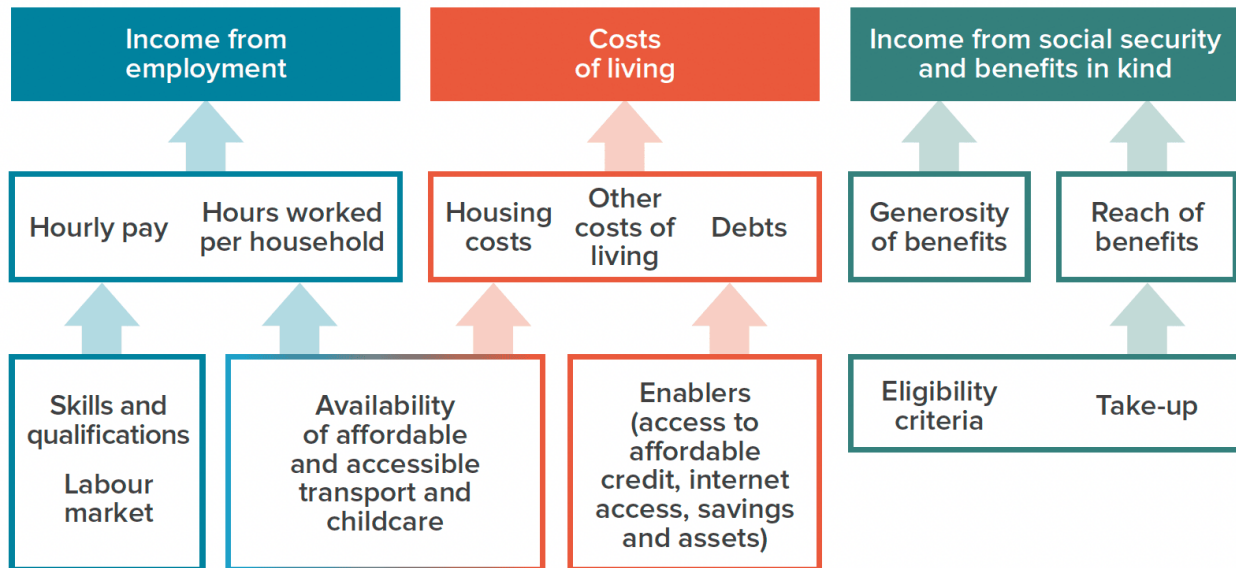
The interim targets below must be met during the life of the national delivery plan (2023-2026), with final targets to be met by 2030, aligning with the timescales for Scotland to keep The Promise.

- **Fewer than 18% of children living in families in relative poverty in 2023-24, reducing to fewer than 10% by 2030.** This means fewer than one in ten children living in households on low incomes by 2030, compared to the average UK household.
- **Fewer than 14% of children living in families in absolute poverty in 2023-24, reducing to fewer than 5% by 2030.** This means fewer than one in twenty children living in low-income households where living standards are not increasing by 2030.
- **Fewer than 8% of children living in families living in combined low income and material deprivation in 2023-24, reducing to fewer than 5% by 2030.** This means fewer than one in twenty children living in low-income households who cannot afford basic essential goods and services by 2030.
- **Fewer than 8% of children living in families in persistent poverty in 2023-24, reducing to fewer than 5% by 2030.** This means fewer than one in twenty children living in households in poverty for three years out of four by 2030.

Drivers of Child Poverty

The direct drivers of poverty fall into three main categories – income from employment, costs of living and income from social security. We remain focused on actions around these themes, as summarised in Figure 1 below.

Figure 1 – Drivers of child poverty



Source: [Best Start, Bright Futures](#)

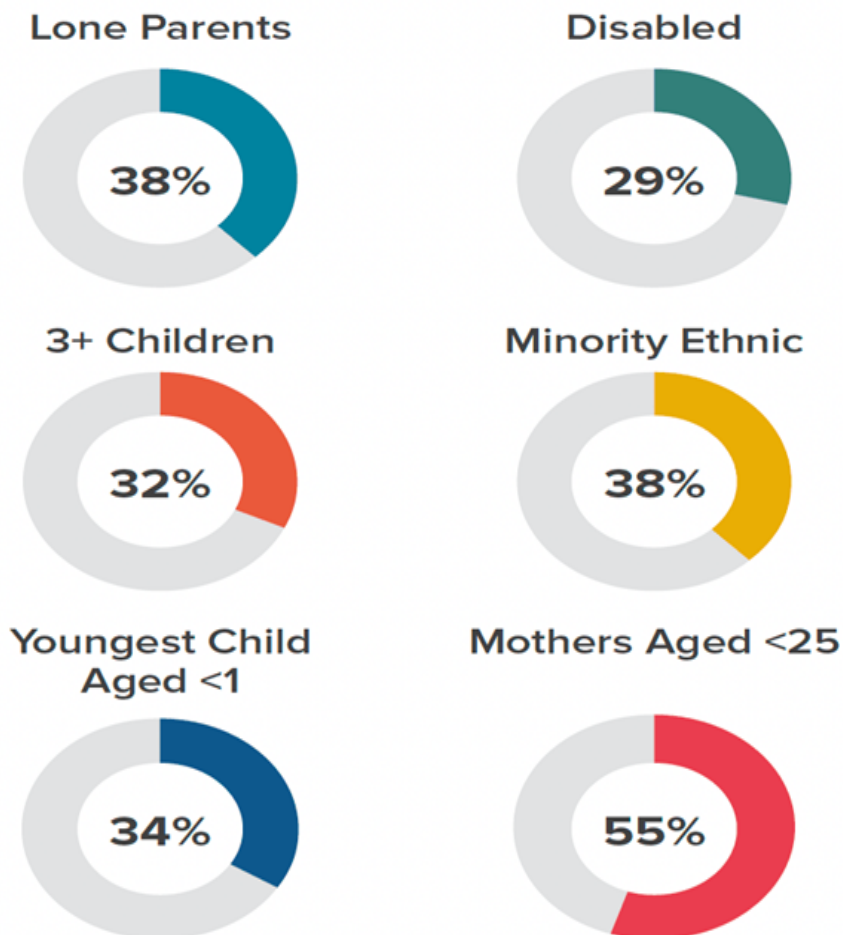
Fairer Scotland Duty

The Fairer Scotland Duty (the Duty) places a legal responsibility on named public bodies in Scotland to actively consider ('pay **due regard**' to) how they can **reduce inequalities of outcome caused by socio-economic disadvantage, when making strategic decisions**. This is a complex, multidimensional problem, closely related to poverty. Having less access to resources can mean that individuals fare worse on outcomes including health, housing, education, or opportunities to work or train, and these negative outcomes can reinforce each other. Adversity in childhood can have life-long impacts, and growing up in poverty is associated with poorer educational attainment, employment prospects and health inequalities. Therefore, it is crucial that public bodies consider the impact that their decisions have on socio-economic disadvantage and the inequality of outcome that both adults and children may experience as a result.

Families at greatest risk of poverty

The national Child Poverty Delivery Plan continues to focus on supporting the six priority family types. Almost 90% of all children in poverty in Scotland live within these six priority family types. These groups are set out below (Figure 2), with each more likely to experience poverty than all children in Scotland (24%) and households which do not have any of the priority family characteristics (10%). We remain focused on actions to help these families.

Figure 2 – Priority families with children in relative poverty:



Source: [Best Start, Bright Futures](#)

Local Context

Child Poverty Data for the Scottish Borders - what do we know?

The headlines below show that we face significant challenges in the Scottish Borders.

- Our children in low-income families (before housing costs) has **risen** from **14.6%** in 2020/21 to **19.7%** in 2021/22, similar to the trend for Scotland.
- 1 in 5 children still live in poverty (after housing costs) in the Scottish Borders
- There is a broad range of percentages of children living in relative low-income families in Scottish Borders Wards. The percentage ranges from 11.6% in the Tweeddale West Ward to 30.6% in the Hawick and Denholm Ward.
- 12.9% of Scottish Borders Households receive Universal Credit.

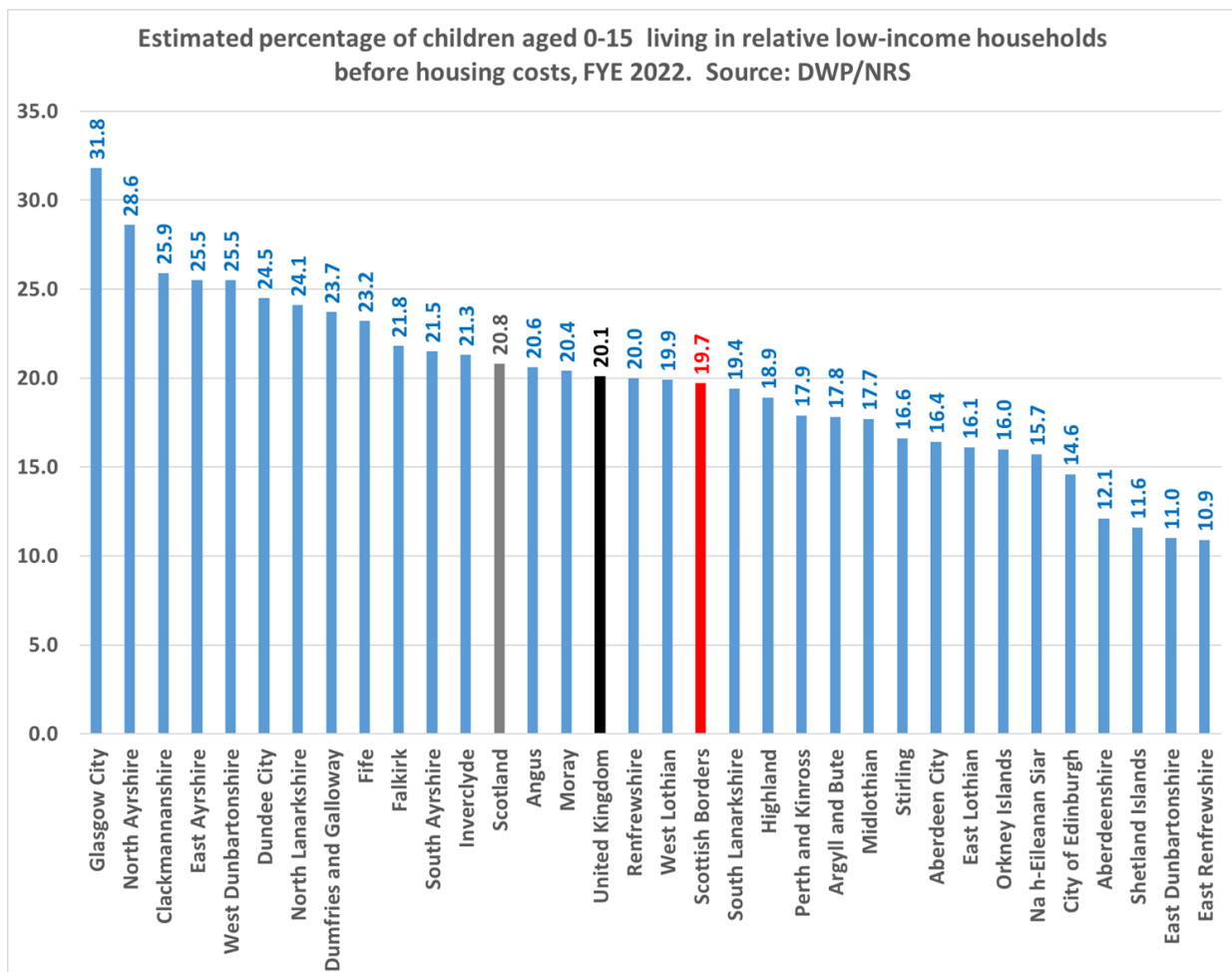
Scottish Government produces a [dashboard](#) that provides a selection of data available at local authority level to help monitor child poverty and its drivers locally. These indicators do not measure child poverty directly in the same way as the indicators used for the national targets, but they can be used to understand the local context and how that might be changing.

[Appendix A](#) shows more detail, including data relating to the nationally identified high priority family groups.

Children in Low-income Families, before housing costs

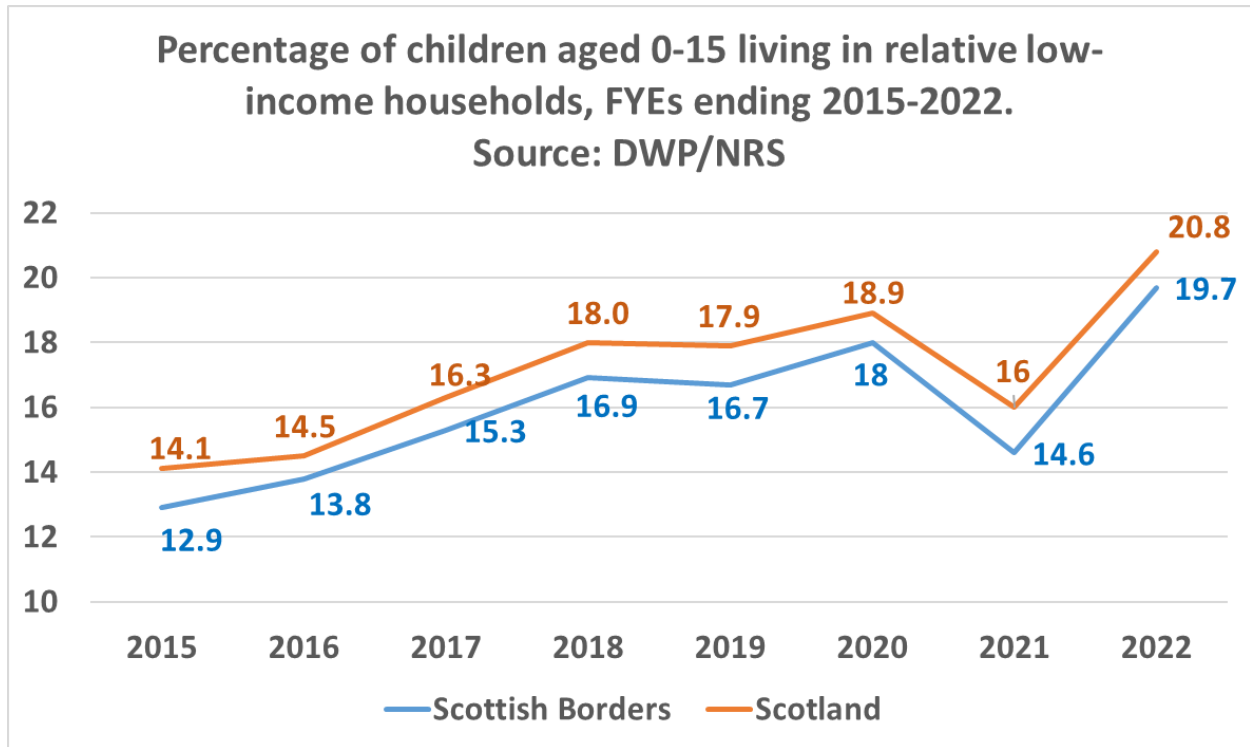
Relative child poverty in a given year is when a family is assessed as having a low household income by the median income standards of the given year. The family must also claim Child Benefit and at least one other household income benefit (Universal Credit, tax credit or Housing Benefit) at any point in the financial year.

The chart below depicts the Scottish Government/DWP figures for the Financial Year Ending (FYE) 2022 at **19.7%** of children aged 0-15 in the Scottish Borders living in relative low-income households. This is below the UK and the Scottish averages of 20.1% and 20.8% respectively.



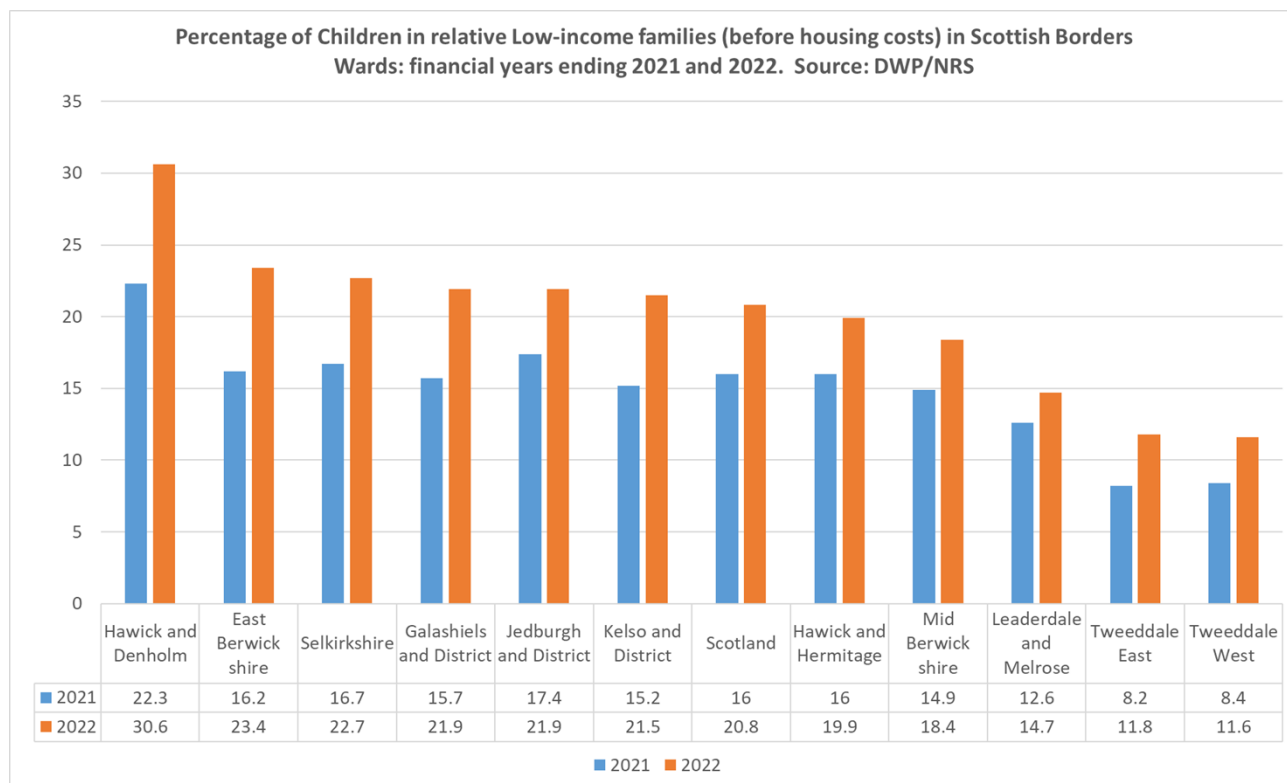
Children in Low-income households over time, FYEs 2015 to 2022 before housing costs

The line graph below shows the timeline of this measure since FYE 2015, and a sharp rise since 2021 figures, which had indicated an improvement. The rise is likely to be a direct result of the cost-of-living crisis.



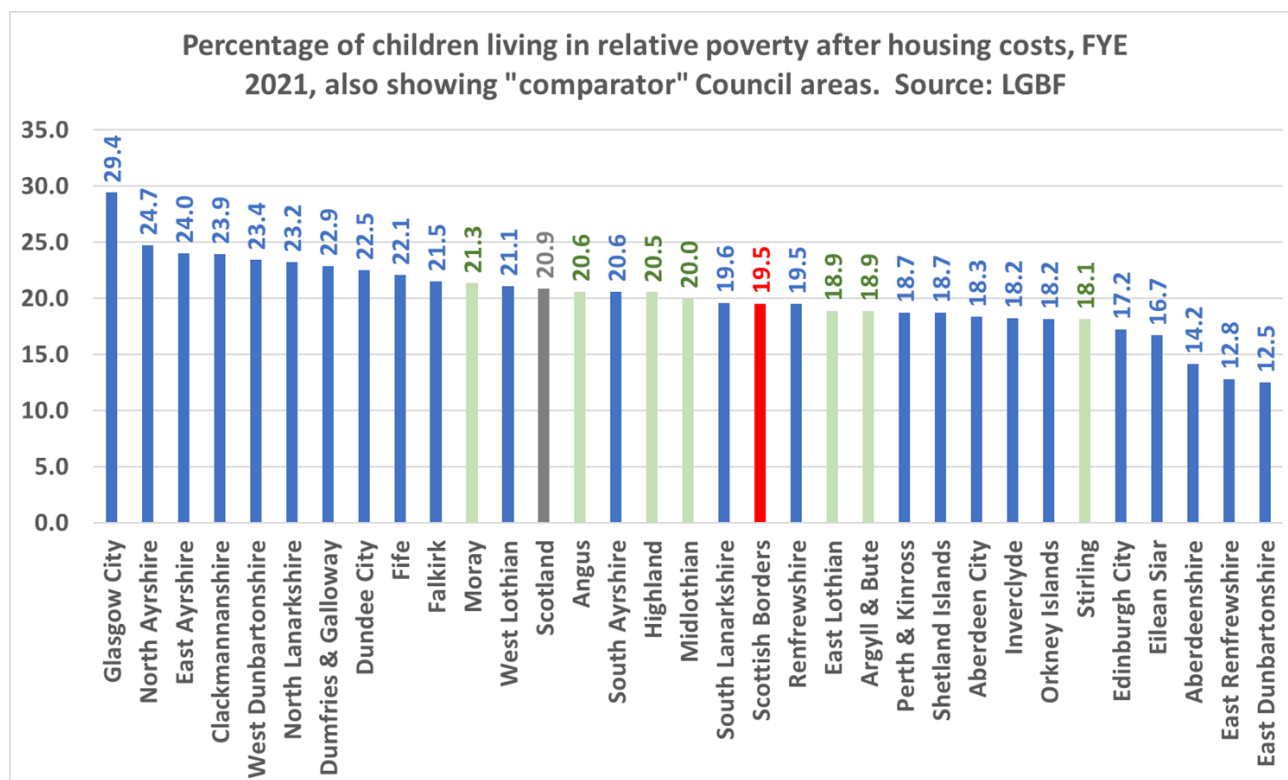
Children in Low-income Families in Scottish Borders Electoral Wards

The chart below shows the Relative Child Poverty data at Scottish Borders Electoral Ward level for the FYEs 2021 and 2022. This ranges from 11.6% (2022) for Tweeddale West to 30.6% for Hawick and Denholm.



Children in Low-income Families, after housing costs

The [Local Government Benchmarking Framework \(LGBF\)](#) presents child poverty estimates (after housing costs) at local authority level, which are produced by the End Child Poverty Coalition. This measure is for relative poverty after housing costs, which provides important alignment with the targets set out in the Child Poverty (Scotland) Act 2017 and is therefore regarded as the “key” statistic on child poverty. This data shows the period following the introduction of the first round of the Scottish Child Payment but before the full aftermath of the pandemic and the cost-of-living crisis became apparent.



The chart above shows that the Scottish Borders (red bar) had 19.5% of children living in child poverty in 2020-21. This is slightly below the Scottish average (grey bar) and is very much in the middle of its comparator council areas (green bars). The comparator Local Authorities were chosen by LGBF as they share certain population, urban/ rural and deprivation characteristics with the Scottish Borders. One in 5 children in the Scottish Borders still live in poverty.

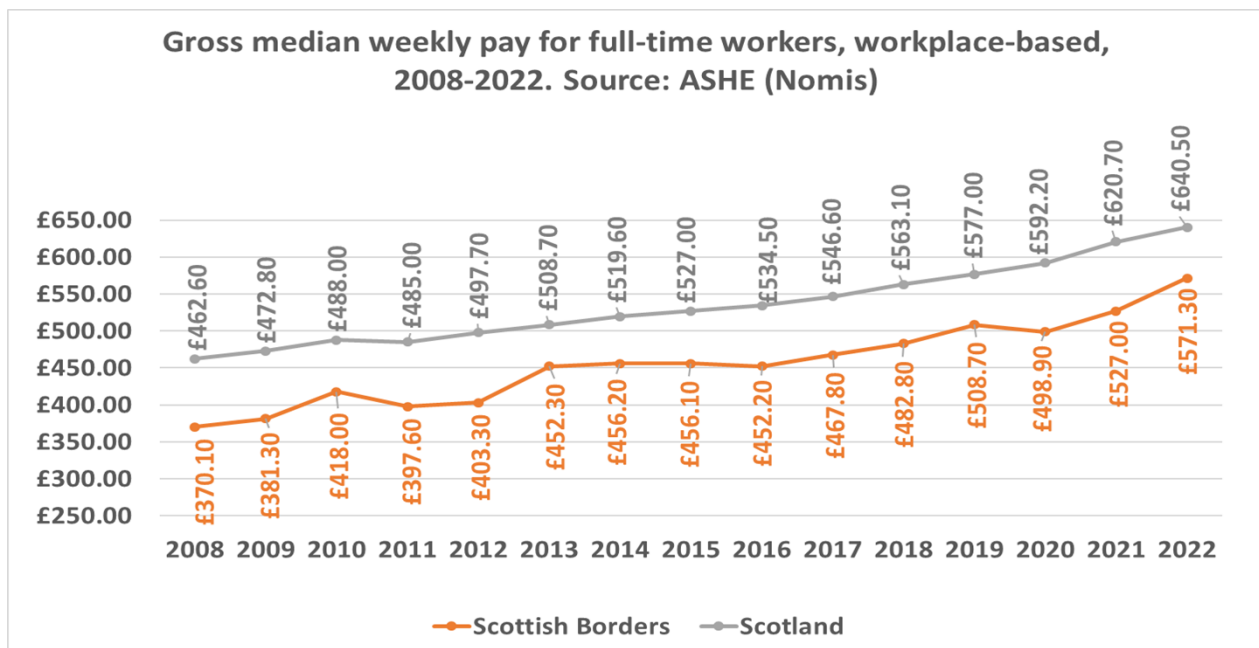
Data for 2022 is not yet available but is expected to show a sharp increase in child poverty, which will be countered by the increase in value and range of the Scottish Child Payment from December 2022.

Average weekly Earnings

In 2022, the **median gross weekly pay** for full time workers living in the Scottish Borders (residence based) in the Scottish Borders was £617, **£23 below** the £640 for Scotland or **96% of the Scottish figure**. The regional pay gap between Scottish Borders and Scotland has greatly improved since 2021 for workers who live in the region. ([Annual Survey of Hours and Earnings - NOMIS](#))



In 2022, the **median gross weekly pay** for full time workers working in the Scottish Borders (workplace based) was £571.30, £69.20 less than the £640.50 for full-time workers working elsewhere in Scotland. This is **89% of the Scottish figure**.



Households receiving Universal Credit

The table below shows the number and proportion of households in the Scottish Borders receiving Universal Credit compared to Scotland. Overall, the Scottish Borders has a lower proportion of households receiving UC (12.9%) compared to 16.1% for Scotland. In the Scottish Borders there were 3,015 households claiming the 'Child Entitlement' or 5.4% compared to 6.5% for Scotland.

Universal Credit Households November 2022 (provisional figures)	Scottish Borders No of Households	% of All Occupied Households	
		Scottish Borders	Scotland
All Occupied Households	55,557		
All Universal Credit Households (UCH)	7,193	12.9	16.1
UCH with Children	3,140	5.7	6.7
UCH claiming Child Entitlement	3,015	5.4	6.5
UCH Lone Parent	2,115	3.8	5.0
UCH with 3+ Children	613	1.1	1.2
UCH with Child Under Age 1	273	0.5	0.5
UCH with Children - Child Disability Entitlement	275	0.5	0.7
UCH with Children - Adult Disability Entitlement	443	0.8	1.0

Source: DWP/NRS

The Scottish Borders Child Poverty Index

The Scottish Borders Child Poverty Index (SB CPI) provides additional insight into Child Poverty in the Scottish Borders. The SB CPI was created to work alongside the Scottish Index of Multiple Deprivation (SIMD). SIMD provides a way of looking at deprivation in an area, covering the whole population and does not specifically reflect child poverty.

The SB CPI is a summary of four components, which are:

- Children in Low Income Families (**CiLIF**) – Source is [DWP/HMRC](#).¹ Relative low-income is defined as a family whose equivalised income is below 60 per cent of contemporary median income. Gross income measure is Before Housing Costs (BHC) and includes contributions from earnings, state support and pensions. The SB CPI uses the most recent available year's data, currently there is a one-year lag e.g., for SB CPI 2022 uses the CiLIF data for 2021-22.
- Free School Meals (**FSM**) – Source is SBC. The proportion of pupils recorded for Free School Meals of all pupils in area for school year.
- Clothing Grant (**CLG**) - Source is SBC. The proportion of pupils recorded for Clothing Grant of all pupils in area for school year.
- Educational Maintenance Allowance (**EMA16+**) – Source is SBC. The proportion of pupils who are aged 16 or older (before 01 March of school year) who receive Educational Maintenance Allowance.

¹ *The calculation of proportion of Children in Low Income Families for the purpose of the Scottish Borders Child Poverty Index differs to 'official statistics' due to the availability of the data from Stat-Xplore. The children in Stat-Xplore are defined as dependent individuals aged under 16; or aged 16 to 19 in full-time non-advanced education or in unwaged government training. (Not just those aged under 16 – unable to group into age bands). The figure for all children is then expressed as proportion of those aged 0 to 15 as published by NRS. It is recognised that this calculation is imperfect, but practical for the purpose of the SB CPI.

The table below shows the results for the Scottish Borders for 2017 to 2022

Child Poverty Index Component / Year	SB CPI 2017	SB CPI 2018	SB CPI 2019	SB CPI 2020	SB CPI 2021	SB CPI 2022
Children in Low Income Families - CiLIF (DWP)*	19.0%	20.7%	20.5%	22.0%	18.0%	23.8%
Free School Meals - FSM (SBC)	10.0%	10.4%	11.6%	15.7%	15.4%	15.8%
Clothing Grant - CLG (SBC)	14.6%	15.1%	15.2%	18.1%	18.0%	18.8%
Educational Maintenance Allowance 16+ - EMA16+ (SBC)	8.2%	6.2%	3.8%	16.0%	10.0%	10.5%

The table below highlights observations for each component of the Scottish Borders Child Poverty Index 2022.

Child Poverty Index Component	2022 Observations
Children in Low Income Families - CiLIF (DWP)*	<ul style="list-style-type: none"> All data zones in the Scottish Borders had Children in Low Income Families. All localities had at least one data zone with 40% or more Children in Low Income Families
Free School Meals - FSM (SBC)	<ul style="list-style-type: none"> In 78% of data zones 10% or more pupils are registered for Free School Meals in Seemis.
Clothing Grant - CLG (SBC)	<ul style="list-style-type: none"> In 87% of data zones 10% or more pupils are registered for Clothing Grant in Seemis.
Educational Maintenance Allowance 16+ - EMA16+ (SBC)	<ul style="list-style-type: none"> In 25% of data zones 10% or more pupils aged 16+ received Educational Maintenance Allowance recorded in Seemis. In 66% of data zones no pupil aged 16+ received Educational Maintenance Allowance a marked difference to previous years. The take-up of EMA was noticeably more frequent in the Tweeddale locality. The non-take-up of EMA in many data zones reduced the number of data zones in the 'Higher' child poverty level group.

What are we doing about Child Poverty in the Scottish Borders?

Tackling child poverty in the Scottish Borders is governed through the Community Planning Partnership. A Child Poverty Action Group steers this work and consists of Scottish Borders Council, NHS Borders, and other key partners. They meet to discuss the local approach as well as any response to national developments.

The Community Planning Partnership has oversight and approval duties associated with the Local Child Poverty Report and Action Plan but delegates the delivery of it to the Child Poverty Action Group.

Local Plans outlined below all make a contribution to tackling child poverty too.

The Scottish Borders Council Plan

The [Council Plan](#) from April 2023 sets out a strategic framework for Council decision-making and operations.

Anti-Poverty Strategy

The Scottish Borders [Anti-Poverty Strategy](#) sets out the way in which the Council and its partners will aim to work together to help reduce poverty across the region and recognises that Child Poverty is included in this aim.

Children & Young People's Services Plan 2023-2026

Child Poverty continues to feature as a priority within the Children & Young People's Services Plan 2023-26. The whole family support network outlined in the Plan will work with the Child Poverty Action Group to work towards the following aim:

- *Reduce the number of children in poverty and reduce the impact of living in poverty on families. Ensure that children and their families are given the opportunity to contribute to shaping local policy and actions to reduce the social and economic impact of poverty.*

Scottish Borders Community Planning Partnership – Priority themes

The Scottish Borders Community Planning Partnership work with four priority themes to support communities. These are:

- Enough money to live on
- Access to work, learning and training
- Enjoying good health and wellbeing
- A good place to grow up, live in and enjoy a full life

These themes support our child poverty agenda.

Children's Rights

Local Government in Scotland together with their partners already undertake a volume of work to reduce child poverty locally. This includes annual reporting on the actions they take and plan to take to reduce child poverty. This paper [Understanding Child Poverty as a Children's Right issue](#) explores the relationship between the UNCRC and child poverty.

Our [Children's Rights Report 2021-2023](#) reports on the steps we have taken to fulfil the requirements of the United Nations Convention on the Rights of the Child (UNCRC).

Equity Strategy

Our [Education Equity Strategy 2021-2026](#) has been developed to ensure increased excellence, accelerated progress and embedded equity in our schools and settings to reduce the poverty related attainment gap and improve outcomes for care experienced children and young people (CECYP). The strategy coordinates the Attainment Scotland Funding streams; Pupil Equity Funding, Strategic Equity Funding and CECYP Funding to ensure maximum impact.

Education Improvement Plan

Our [Education Improvement Plan 2022-2023](#) sets out key strategic improvement priorities for our schools and settings. The National Improvement Framework 2022 (NIF) requires each local authority to prepare and publish annual plans and reports describing the steps they intend to take each academic year to reach each of the five strategic priorities below:

- Placing the human rights and needs of every child and young person at the centre of education
- Improvement in attainment, particularly in literacy and numeracy
- Closing the attainment gap between the most and least disadvantaged children
- Improvement in children's health and wellbeing
- Improvement in employability skills and sustained positive school leave destinations for young people

The 2022/23 Action Plan Progress Report

Good overall progress has been made against the actions set out in the 2022/23 Action Plan. This is shown in detail in [Appendix B](#), and demonstrates the wide range of activities undertaken to help alleviate child poverty in the Scottish Borders. Highlights include:

Employability	<ul style="list-style-type: none"> • A total of 215 young people volunteered through Live Borders' Active Schools programme. • Tweeddale Youth Action employed 1 young person and supported 5 young people to gain recruitment within local employers. • SBHA recruited 4 Modern Apprentices.
Education	<ul style="list-style-type: none"> • Equity and Excellence Leads were placed in large SBC Early Learning Childcare (ELC) with progress made in narrowing developmental gaps, assisting to make positive attainment by the end of P1. • ASN youths have been supported with ILF transition funding applications, accessing qualifications both national and local and launching Youth Enterprise Scotland YES teams programme in August 2022 to provide qualification SVQ 3 and access to social innovation and enterprise.
Information and advice	<ul style="list-style-type: none"> • SOSE has financially supported 5 organisations whose activities indirectly or directly addressed child poverty. Across the organisations, funding support has also enabled the creation of 267 jobs and safeguarded 323 jobs across the Scottish Borders. • CAB utilised 'Our Money Talk Team' Project, funded by Scottish Government. This provided customers with advice on rights and responsibilities, what is available locally and how to access services.
Housing and energy	<ul style="list-style-type: none"> • SBHA provided 115 tenants with a payment from the Fuel Debt Fund to clear their fuel debt (£150,000 in total payments made), an average of £1,300 per household. • 17 Warm and Well Hubs were established across the Scottish Borders, funded by SBC's Cost of Living support package of £1.2million.
Health and wellbeing	<ul style="list-style-type: none"> • Over 4170 visits were made by children and young people to Live Borders activities. This provided coordinated access to food, childcare, sports, leisure, and cultural activities during the holidays.
Digital exclusion	<ul style="list-style-type: none"> • SBHA's Digital Champions network continues to support the 224 households who received a device via Connecting Scotland. • Live Borders received 225 referrals for digital devices. Of the 225 referrals, 77 households included children. A total of 100 chromebooks and 106 ipads were distributed through the Connecting the Borders programme.
Food	<ul style="list-style-type: none"> • £60,000 was allocated to support the setting up, continuation or provision of a free breakfast club across the Scottish Borders. 19 Schools were successful in their application for funding along with 1 community-based group. • BHA has provided £25,000 to local foodbank and larders from the National

	<p>Lottery Community Anchor fund, accessed through the Scottish Federation of Housing Associations.</p> <ul style="list-style-type: none"> Over £5,000 worth of supermarket gift cards have been distributed by SBC to local foodbanks and fareshare providers as well as to prominent groups within communities that are supporting individuals with the cost-of-living crisis.
Financial inclusion	<ul style="list-style-type: none"> A £1.2m cost of living support package was made available in August 2022 and has been used to help families in a variety of ways, including, funding a warm clothing payment of £100 to children in receipt of free school meals/clothing grant/home schooling, which benefitted 2,695 children. Midwives and Health Visitors continued to be proactive in referring expectant and new mothers for benefits checks. In 2022-23 there were 500 referrals resulting in an uplift in benefits of £1.2million.
Money worries	<ul style="list-style-type: none"> BHA supported £5,200 gains from Scottish Child payments and £674,825 total benefit gains for 2022/23.

As well as the progress shown in [Appendix B](#), case studies are shown in [Appendix C](#). These case studies provide valuable insight into the work of various Partners across the Scottish Borders.

The Cost of living

Anti-Poverty Strategy - Cost of Living Support

Scottish Borders Council approved a report at their Council Meeting on 25 August 2022 on support for the Cost-of-Living crisis. In recognition of the significant challenges that households were facing due to the increased costs of living, a financial support package of £1.2m was established to respond to the needs of communities.

An immediate allocation of **£0.585m** was agreed which enabled a range of support to be put in place quickly. All of this support has helped to tackle child poverty locally. This included:

£150k	Extending existing arrangements with organisations such as CAB, Changeworks etc., to provide additional resources to assist with referrals, energy advice, money advice, signposting, and budgeting
£235k	Warm clothing payment of £100 to each child entitled to either Free School Meals or Clothing Grants - an initial 2,350 children benefitted
£50k	Top up Discretionary Housing Payment (DHP) funding
£100k	Further top up of Scottish Welfare Fund (SWF) funding
£50k	Additional resources to be used to support & process increased take up of benefits

Since August 2022, proposals for the remaining **£0.615m** have been considered and approved by a Cost-of-Living Strategic Board as follows:

£100k	Expansion of the Inclusion Fund
£115k	Support Warm Spaces across the Scottish Borders: Warm spaces Cost of Living Crisis support Scottish Borders Council (scotborders.gov.uk)
£96k	Warm & Well, Youth Work Collaborative
£84k	Borders Housing Network, extension of Warm & Well Project, and provision of an additional resource to advise tenants
£19.5k	Live Borders, financial support to ClubSport members in relation to energy
£60k	Breakfast Club pilot for schools within highest SIMD areas
£35k	Additional funding to support increased take up of £100 Warm Clothing Grant – a further 345 children benefitted
£86k	Third Sector Interface & Live Borders, £50k for energy support, £36k for club membership, equipment and clothing support for sports clubs and organisations

Other Support

In addition, dedicated online support pages were launched on the Scottish Borders Council website. [Financial support and advice](#) | [Cost of Living Crisis support](#) | [Scottish Borders Council \(scotborders.gov.uk\)](#)

The longer-term ongoing issue of poverty across the Scottish Borders continues to be addressed by the Scottish Borders Anti-Poverty Strategy and Action Plan, with progress being reported to the Anti-Poverty Members Reference Group and supported by both the Cost-of-Living Strategic Group and Cost of Living Operational Group. In addition to the £1.2m cost of living support, awards totaling £165k have been made from the Council's Financial Hardship Fund. These relate mainly to food and supermarket gift cards, and have benefitted services such as early years centres, Border Women's Aid, Children 1st and Action for Children.

Budgets and Funding

Significant budgets and funding are attributed to tackling child poverty in the Scottish Borders. Table 1 below sets these out for 2023/24.

Budget/Funding	2023/24
Crisis grants	£156,000
School clothing grants	£391,000
Free sanitary products in schools	£44,000
Free sanitary products in public bodies	£50,000
Educational Maintenance Allowance	£336,000
Pupil Equity Funding	£1,919,000
Strategic Equity Fund	£448,000
Care experienced Children and Young People Fund	£149,000
Whole Family Wellbeing Fund	£669,000
Support for the Cost of living	£376,465
Financial Insecurity Fund	£256,678
Local Authority Covid Economic Recovery Fund (LACER)	£541,220
TOTAL	£5,336,363

In addition to the budgets and funding set out above, Councils can now apply for their share of £4.5 million to support the provision of after school and holiday clubs for Scotland's most disadvantaged communities. Details of the scheme were set out at a National Anti-Poverty summit in Edinburgh on 03/05/2023. No further information is available yet; however, this is an exciting opportunity in tackling child poverty in the Scottish Borders.

Additional child poverty funding streams are also expected, as set out in Best Start, Bright Futures, for No one left behind, employability projects, reducing barriers and child care.

Financial Inclusion

Financial inclusion actions help families to maximise their income and benefits.

Scottish Borders Council offer a range of different Financial Inclusion services and are involved in several different work streams with a variety of partners. A Cost-of-Living Group meets at a strategic and operational level to discuss and agree actions to help families and referral processes are in place if required.

Financial inclusion support is provided in a number of ways:

- Direct support for families in crisis e.g., Provision of supermarket gift cards, grant payments, summer programmes, Christmas parcels, help with rent or housing costs and goods such as carpets, curtains, or furniture
- Benefits check service to ensure that families are claiming all they are entitled to
- Referral pathways e.g., Health visitors and family nurse partnerships
- Discretionary funding awards e.g., Borders College helping students in financial hardship
- Awareness campaigns to encourage take up of specific benefits e.g., Scottish Welfare

A case study set out in [Appendix C](#) shows the work of the Welfare Benefits Team in Early Years. This highlights the benefits of this service, with 505 clients helped over the year.

Scottish Borders Local Employability Partnership

Scottish Borders Local Employability Partnership (LEP) was formed in September 2021 and continues to meet regularly as the employability landscape changes. Its work was previously incorporated with the Borders Learning and Skills Partnership. Following a self-assessment process, it was considered that there should be a particular focus on employability services to meet the Scottish Government's ambitions for No One Left Behind policy agenda and Employability funding schemes in the Scottish Borders.

The Partnership vision is:

"We will work together to deliver effective and easily understood employability and skills pathways focused on positive outcomes which are person-centred and lead to sustainable, fair and rewarding work"

The LEP oversees the allocation of funding from the Scottish Government and the delivery of No One Left Behind and monitors these projects to ensure they meet their required outputs and outcomes. It is acknowledged by the LEP that the best and most effective way out of poverty for people is through employment opportunities. The LEP are committed to providing an effective and relevant range of provision based on need and demand and ensuring that the right support is in place for those who rely on these services. This is done through an evidence-based approach by utilising all available data and resources to co-produce an all-age employability support service that is person centered, more joined up, flexible and responsive to individual needs leading to sustainable, fair, and rewarding work.

The Intensive Family Support Service targets specific areas, including employment, family support and income maximisation for families where generational unemployment is a feature. Over 2022, 28 families were supported with income maximisation.

No One Left Behind

Scottish and Local Government are committed to the shared ambition of [No One Left Behind](#) focusing on the needs of the individual. Adopting a collective partner and person-centred approach to tackle child poverty is one of the overarching priorities to strengthen employability support to mitigate consequences.

At local level, partnership agencies continue to work towards increasing positive pathways and sustained positive destinations for young people.

Recent examples include:

- Employability staff from NOLB and ESS attended 14+ meetings at local high schools along with other partners offering employability related activities from barrier removal to supported employment. Those identified with additional needs have pathway meetings and NOLB Stage 1 are present at those meetings.

- Employability services are regular attenders at pathway and career events.
- Care Experienced young people all have the opportunity of a meeting with a Career Advisor. Borders College works closely with SDS through their further education partnership agreement to provide withdrawal information and to aid the tracking and monitoring of all Care Experienced young people.
- A care experienced tracker is in place which is updated on a monthly basis by SDS and the Virtual Head Teacher. Where young people have not sustained a destination, or are at risk of not sustaining, appropriate interventions are discussed.
- ESS offer bespoke pathways to assist those aged 16+ furthest from the job market, volunteering, or education opportunities. This is conducted through employability training and awareness sessions including 1-1 support for those who require additional support to help overcome barriers to employment, volunteering, and further education.
- Working with parents to help gain employment is performed through joint initial visits between PES/NOLB to identify holistic support offered to the family. Using a 'whole family' approach working to identify the barriers to employment and perpetual cycle of this amongst families.
- Working in partnership with local hotels and restaurants to teach hospitality and catering skills to support young people entering the food industry through the Food Punks Project at Tweeddale Youth Action. Cohorts of students are supported through the school day in addition to the supporting of those aged 16+ into employment through Food Punks via NOLB.

Scottish Borders Council - Real Living Wage Employer

The real Living Wage is an independently calculated rate based on the cost of living and is paid voluntarily by employers. It helps to tackle poverty by putting more money into the pockets of our lowest paid workers, enabling them to earn a wage that reflects living costs and helps to lift families out of in-work poverty.

The rate is currently £10.90 and is calculated annually by The Resolution Foundation on an analysis of the wage that employees need to earn to be able to afford the basket of goods required for a decent standard of living. This basket of goods includes housing, childcare, transport, and heating costs.

As an accredited real Living Wage employer, Scottish Borders Council is committed to encouraging the wider adoption of the real Living Wage by partners, local employers, and suppliers. The Council has adopted the *Scottish Government Best Practice Guidance on Addressing Fair Work Practices*, including the Real Living Wage in Procurement for relevant contracts.

Scottish Borders Council has also included Modern Apprentices within the commitment to being a Real Living Wage employer going forward.

Food Conversations

Food conversations are continuing and have provided information and ideas towards undertaking actions from the Anti-Poverty Strategy Action Plan. The conversations have allowed us to allocate financial inclusion/cost of living funding to areas where the group have identified need. This has resulted in investment in Cyrenians who are providing food larders and cook clubs across the Scottish Borders. Two new locally based jobs have been created to help deliver this. Conversations have progressed and a food conversation action plan will be created to monitor activity. Local links are continuing to be strengthened with the need to food share more effectively a key action.

The Joint Health Improvement Team (JHIT) provided continuation funding to the Community Justice Service (CJS) Eastlands Greenhouse Project for 2022-2023. CJS colleagues have incrementally built on previous partnership success and linked into the Scottish Borders Community Food Grower's Network, this has contributed to a wider distribution of produce and relationships with new partners too including; Broomlands Primary School, Kelso, Café Recharge, We Are With You and Greener Melrose Seed Exchange.

The bulk of the produce grown has continued to be distributed through Action for Children and Early Years Centres networks. Activities have supported children and families to eat a more balanced and nutritious diet through the food security activities of a range of Scottish Borders partners including:

- Low & Slow Cooking Programme
- Burnfoot Community Hub
- Langlee Primary School
- Burnfoot Community Hub
- Galashiels Focus Centre
- Langlee Carnival
- School Holiday Programmes
- Selkirk Cooking Group
- Salvation Army Food Parcels

The produce has also been used to support REHIS Cooking Skills programmes for men and women through core CJS services. Overall, this work continues to reflect early intervention and prevention through good food activities that support the maintenance and development of relationships between children, families, and support services. Health Improvement have connected staff to the project through a site visit to enable them to learn first-hand from service users about their experience of working as part of the gardening team at Eastlands.

Evaluation information can be triangulated to demonstrate the collective impact of this project:

1. Service Users shared their insights into the development of knowledge, skills, and experience, translating this learning into everyday life and being able to give something back to the community.
2. Health Improvement staff fed back on the direct impact for service users and themselves, reflecting on behaviour change in relation to their own food choices and distributing produce to children and families through partners.
3. Galashiels Early Years Centre fed back on the positive impact of having a supply of fresh produce to support their larger provision, distributing surplus food through activities and the school playground to prevent food waste, and offering fresh produce as a snack for children.
4. Action for Children fed back on the positive impact of vegetable distribution providing insights into home cooking as a family, making the most of the produce and the produce that families enjoyed the most.

The CJS Greenhouse project reflects value for money, with minimal budget and maximum impact for all involved. It is our intention to fund this again in 2023-2024 and build on our incremental success.

Breakfast Clubs

Scottish Borders Council - £60,000 has been allocated from the Council's Cost of Living Support Fund, to support the setting up, continuation or provision of a free breakfast club offer across the Scottish Borders. Nineteen schools were successful in their application for funding in addition to one community-based group. There is currently a mixed picture across the Scottish Borders with some free to access, some paid provision and a mixture of a free offer and paid places within one setting. Some areas were targeted based on the Child Poverty index, lack of any current provision

and up take on free school meals/clothing grants. Breakfast clubs are now starting up in these settings with support from Public Health, where required, who are offering nutritional advice on how to set up a breakfast club in line with Scottish Government guidelines. The aim is to create an equitable offer across schools and community settings and this work will be evaluated throughout 2023/24.

Borders College - Borders College works in partnership with their Students Association to address food poverty through enabling access to basics via the college Larder and, prior to Christmas, themed lunches. Since January, the College has committed to offering students a free breakfast and this will continue for the remainder of the academic year alongside the regular drop in 'Wellbeing' cafes. In addition, Borders College provides supermarket vouchers and grab and go lunch/breakfast bars wherever these may be required.

Get into Summer 2022

Through the summer holiday period of 2022 (4th July – 16th August 2022), Live Borders worked in partnership with Scottish Borders Council and other key providers to deliver the "Get into Summer" programme. Funded by Scottish Government, all Local Authorities in Scotland were allocated funding to provide an enhanced/new summer holiday provision that allowed children from low-income families to be more fully engaged in opportunities through the holiday period, specifically:

- Children from lone parent families
- Children from ethnic minority families
- Children from families with a disabled adult or child
- Children from families with a young mother (under 25)
- Children from families with a child under 1 year old
- Children from larger families (3+ children)

The funding allowed Live Borders to deliver a comprehensive programme of sport, physical activity, and cultural opportunities and following on from the pilot success in summer 2021, continued to offer free places for identified children through discount codes and in some instances, making whole offers free of charge.

Activities included; a variety of holiday camps in all school clusters (multi activity and sport), a Family Activity Pass for families referred by professional staff, free cinema access for targeted groups and individuals, a range of museum and galleries activities, library workshops, and a partnership disability camp with a local third sector group (Borders Additional Needs Group).

Staffing

Get into Summer has been staffed for Live Borders in three main ways:

- Delivery by core contracted Live Borders staff (Development Officers, Active Schools Coordinators, Facility staff, Cultural staff)
- Recruitment of specific Activity Leaders/Coaches to deliver the holiday camp activity.
- Contracting external bodies to deliver on Live Borders behalf (for large parts of the Museums and Galleries programme).

Successes & Challenges

The Get into Summer project has generally been very successful with the following key benefits identified:

- Increased range of activity offered through the summer via cross service working.
- Opportunity to bring in new revenue streams via Scottish Government funding.
- Participation barriers (financial) have been somewhat removed for families who may have been otherwise not able to attend.

- High occupancy across all activities offered.
- Improved relationships with key partners involved in targeted work (SBC Education, Quarriers)

Data Analysis

Using adapted versions of the Live Borders Healthier, Happier, Stronger survey alongside standard quantitative data analysis, key findings from the GITS programme are as follows:

- Over 4170 visits made by children and young people to Live Borders GITS activities.
- Activity camps (all) averaged 91% occupancy with 69% of places free of charge for targeted children and young people.
- 47% of children reported an increase in their resilience when having to deal with day-to-day problems through GITS.
- 44% reported an improvement in their self-confidence through participation in GITS.
- 35% reported that they had reduced their feelings of loneliness as a result of their participation in GITS.
- 82% reported that they had greater confidence to attend further sport and physical activity opportunities in their schools and wider communities
- 20 activity leaders employed to lead and support activity through the summer:
 - 80% improved their self-confidence.
 - 67% felt more confident about their future employability.
 - 73% learned or developed new skills.

BANG Summer Camp July 2022 Participation Figures

The table below shows the overall participant figures from the Summer Camp held in July 2022.

Children/ Young People with Additional Support Needs	33
Parent Carers	31
Young Carers	23
Volunteers	6
Overall Participation	93

Scottish Borders Council Children and Families Social Work Service

Evidence suggests that direct and indirect impacts of poverty can both operate separately and also interact with other factors to increase or reduce the chances of abuse and neglect. It is within this sphere that children and families social work focus their day-to-day interactions and interventions.

Children and Families social work (C&FSW) fulfils specific statutory duties to children and young people in the Scottish Borders, primarily contained in the following pieces of legislation:

- Children (Scotland) Act 1995
- Adoption and Children (Scotland) Act 2007
- Children's Hearings (Scotland) Act 2011
- Children and Young People (Scotland) Act 2014

C&FSW provides a range of functions and interventions linked to the impact of poverty including:

- an initial response to referrals, investigating concerns that children may be at significant risk of abuse and neglect;
- a comprehensive service for all looked after children, children on the child protection register and those who are at high risk of becoming so;
- work with children affected by disabilities and their families;
- recruitment of and support to foster carers and prospective adopters and assessment of kinship carers;
- residential provision for young people and a satellite unit for young people in transition to independent living;

- support to young people who were previously looked after and;
- specialist assessment and support to young people who have offended and their families.
- support for Unaccompanied Asylum-seeking Young People who are aged over 18 but whose immigration status has not been concluded and therefore have no recourse to public funds.

The statutory role of C&FSW necessitates focusing on those children, young people and families assessed as most in need, supporting them to navigate complex systems which frequently place them in positions of disadvantage, and supporting children and their families who experience poverty to access services or resources that they may not have been able to. Examples include charity applications; sourcing essentials items such as food, household goods, and clothing; the provision of practical support; the provision of funding for utilities such as gas and electricity. Advice is provided by staff within the service to support budgeting on a long-term basis, and support is provided to ensure income maximisation and access to correct benefit payments. Where a child is placed with kinship carers, the set-up costs to purchase bed, bedding, clothes, and other equipment is offered to assist the successful commencement of the placement.

C&FSW also fund childminding where it is assessed to be in the child/family's best interest. Self-directed support, where families have increased choice about the support they receive, is currently primarily focused on children with disabilities, however this is a developing area of practice and Scottish Borders C&FSW will continue to engage with Scottish Government to explore options to extend self-directed support to other families.

Scottish Borders C&FSW also commission or purchase a number of services including:

- Aberlour Child Care Trust are commissioned to provide residential respite and day respite play scheme during school holiday periods for children affected by disabilities, and the Sustain Service for children and young people at risk of becoming looked after.
- Who Cares? Scotland are commissioned to provide an independent advocacy service for children and young people who are within external placements.
- Children 1st are jointly commissioned by C&FSW and the Children & Young People's Leadership Group to provide an Abuse and Trauma Recovery Service for children and young people who have been the victims of abuse.
- C&FSW also make a contribution to Children Hospice Association Scotland (CHAS) for hospice care services.
- Purchased services include a number of foster placements from independent providers and placements for children and young people who require intensive support in a residential setting.

Scottish Borders Council Education Services

Education and Lifelong Learning fulfils specific statutory duties to children and young people in the Scottish Borders, primarily contained in the following pieces of legislation:

- The Education (Scotland) Act 1980
- The Education (Scotland) Act 2016
- The Children and Young People (Scotland) Act 2014
- Standards in Scotland's Schools etc. Act 2000

Education and Lifelong Learning provides a range of functions and interventions linked to the impact of poverty. These are set out below.

A commitment to developing a curriculum that reflects the aspirations of the OECD (Organisation for Economic Co-operation) review. This was commissioned by Scottish Government in 2020 and is an independent review into the Curriculum for Excellence.

We continue to work with the wider national agendas of Developing Young Workforce, No-one Left Behind, Young Person’s Guarantee and the South of Scotland Economic development strategy. Learning for sustainability, UNCRC and The Promise are also integral to the new curriculum and culture.

The Partnership with Parents Framework has been updated. All schools have continued to work closely with parents and have built on new ways of engaging with parents that were established during lockdown. The Psychology of Parenting Programme (PoPP) continued to be successful with almost all parents reporting an improvement in their child’s behaviour at the end of the programme. During periods of restriction (due to Covid 19) PoPP groups were held online ensuring that parents were able to access vital support during this stressful time at home with their children.

A Development plan has been agreed with Education Scotland to update Cost of the School Day work. Updated information will be sent to all schools and settings, with plans to engage schools in further professional learning, develop a framework and support schools with self-evaluation. Where possible, schools continue to use pupil equity funding to ensure those pupils impacted by poverty are supported and do not miss out on experiences. PEF planning will change for 2023/2024 and schools will work more collegiately in clusters to plan together. Schools and settings work in partnership with other local authority and third sector organisations to support families with income maximisation and access to benefits and grants.

Stretch Aims

Following the refresh of the Scottish Attainment Challenge in March 2022, local authorities are now required to submit stretch aims which are shared annually with the Scottish Government as part of statutory plans and reports. Specific ‘core’ stretch aims are to be submitted for improving outcomes for all while closing the poverty-related attainment gap, these should be both ambitious and achievable within local contexts. These are set out in the table below:

CORE STRETCH AIM	OVERALL LEVELS	SIMD QUINTILE 1	SIMD QUINTILE 5	GAP (Q1 – Q5)
ACEL P1, P4, P7 Literacy Combined	75%	60%	87%	27%
ACEL P1, P4, P7 Numeracy Combined	80%	65%	89%	24%
Achieved 1 or more Qualification at SCQF Level 5 (leavers)	88%	75%	96%	21%
Achieved 1 or more Qualification at SCQF Level 6 (leavers)	66%	45%	86%	41%
Participation measure (16-19 in education, employment or training)	94%	89%	98%	9%
HWB: Attendance – Primary	95%	95%	95%	0
HWB: Attendance – Secondary	95%	95%	95%	0

Scottish Attainment Challenge (SAC)

In March 2022, Scottish Government launched the refreshed Scottish Attainment Challenge (SAC) with its mission to use education to improve outcomes for children and young people impacted by poverty, with a focus on tackling the poverty-related attainment gap. The development of our previously mentioned stretch aims sets ambitious targets for our local authority to close the poverty related attainment gap at pace. Schools have also been supported to develop their own stretch aims and these are monitored throughout the academic year. To ensure our SAC funding from Scottish Government has maximum impact and to improve outcomes at pace for children and young people impacted by poverty, the [Education Equity Strategy 2021-2026](#) was developed. This includes the establishment of the Equity Strategic Board to oversee and provide governance of SAC funds and their use. The short-term outcomes of the strategy have been achieved and actions are in place to meet the outcomes for years 2-5.

Strategic Equity Funding (SEF)

As part of SAC funding, Scottish Borders will receive incrementally increasing funds annually until 2025/26 to support strategic work to close the poverty related attainment gap. In 2021/22, year 1 of this funding, additional strategic resource in the form of depute headteacher posts have been provided to our 3 primary schools with the largest SIMD Quintile 1 population; Burnfoot Community School, Langlee Primary School, and Philiphaugh Community School. Phase 2 of SEF Funding is in the planning stages but involves a multi-agency and community led consultation and decision-making process to ensure the best use of these funds to narrow the poverty related attainment gap. There will be a focus on pedagogy, curriculum development and learning teaching and assessment.

Early Learning and Childcare (ELC)

Support is targeted in our ELC settings to make best use of Excellence and Equity Leads (EELS) to close the poverty related attainment gap. All our ELC children received a free school meal and snack at no cost to parents.

Early Years Centres

EYC's are located in 4 areas where there is the most need in our communities: Burnfoot, Eyemouth, Langlee and Philiphaugh. The centres provide a family-friendly environment open all year round where families can grow and learn together. Centres provide direct support, signposting and a 'one stop shop' of advice for families. Weekly drop-in sessions help build relationships and provide an informal platform for visiting professionals to meet with parents in a relaxed atmosphere. The centres provide both universal and targeted support. The EYC Manager works directly with groups and individuals and manages and facilitates other professionals to work in and from the centres. The work of the Centres is responsive to the needs of the families. EYC's work with parents:

- To feel empowered, supported and listened to
- To feel positive and skilled about making healthy choices for their family and themselves
- Be able to guide and support their children to thrive, grow, develop, and learn.
- Bring families together, model good practice and support parents to play and learn with their children

EYC's offer food through local food banks to families, parenting groups and other supports.

Work has been carried out to link better with schools and Citizen's Advice Bureau in extending communication about benefits and referral processes to parents/carers with primary age children as they don't have the same opportunities to get information from and be referred by NHS staff as families with children under school age. Information is now being added to the recently developed NHS Money Worries App where it can be easily accessed.

EYC's Guidance on the operation of the centres is being updated and will embed the principles of equality, dignity, and respect for all service users. EYC's are aiming to develop outreach services, including support for families in Jedburgh with funding from the Mental Health and Wellbeing Project in collaboration with partners and families.

Post School Transitions

In partnership with Developing Young Workforce Borders and Skills Development Scotland, we delivered our highly regarded careers and skills event; SkillsQuest Borders for care experienced and other learners in S2 and S3 in April 2023. This focused on developing skills, including budgeting, teamwork and cooking on a budget.

Positive Destinations for all Care Experienced and Looked After learners

Established in 2019, the Scottish Borders Virtual School acts as a local authority champion to promote the educational achievement, attainment, and experience of all of our looked after and care experienced children and young people. The Virtual School Headteacher (VSHT) continues to

support and challenge schools and partners to ensure improved outcomes for care experienced pupils, such as positive destinations.

Delivering The Promise - #KeepThePromise

Just over three years ago the Independent Care Review published 'The Promise' and in February 2020, Scottish Government signed up to the actions set out within it. Keeping the Promise requires Scottish Government to work with partners to bring transformational change. The Implementation Plan shares its ambition and works in harmony with the national child poverty plan - Best Start, Bright Futures. Poverty is one of the 5 fundamentals of The Plan 21-24 and steps must be taken at both a national and local level to alleviate the impact of poverty on families.

"Children growing up in poverty are over-represented on the child protection register and are more likely to be removed from their families..." (the promise)

"There must be significant, ongoing and persistent commitment to ending poverty and mitigating its impacts for Scotland's children, families and communities..." (the promise)

Scottish Borders Council and Partners recognise the huge potential for transformational change and agree that a shift from crisis intervention to early intervention and prevention is needed. An initial plan was developed in Autumn 2022 to create a Whole Family Support Service with funding received from the Whole Family Wellbeing Fund of £668k.

Strategic Governance and the Children and Young People's Planning Partnership

The development of a new multi-agency children's services partnership governance structure over the past twelve months has been significant. The previous structure was reviewed in terms of delivering the Promise and it was agreed to establish both a new governance board – the Children and Young People's Planning Partnership - and associated work streams. The Promise is regarded as the overall policy driver for the new structure and the 4 work streams reflect the Priority Areas of the Plan 21-24 – A Good Childhood, Whole Family Support, Supporting the Workforce and, Planning and Building Capacity.

The new structure leaves Scottish Borders in a much better position to use the WFWF to develop and transform service approaches to early intervention. The Whole Family Support work stream will be the primary route for developments in these areas.

An Intensive Family Support Service, a Family Group Decision Making Service and a two year Brothers and Sisters Project are already in existence and contribute to the delivery of The Promise. An initial Scottish Borders Whole Family Support mapping exercise has been undertaken in order to understand the complex landscape further. Other projects which linked to this are: the Children and Young People's Emotional Health and Wellbeing Project and Primary Care Mental Health and Wellbeing Project.

Partnership Working

ASN youths are provided with the opportunity to participate and engage with SBC's Promise Team through partnership working with BANG (Borders Additional Needs) and SDS (Skills Development Scotland). Eight youths meet weekly with SBC's Promise Team in relation to Human Rights, self-advocacy and understanding of local and national decision-making responsibilities.

The Promise awareness raising sessions

Awareness of The Promise has continued to be promoted through online and face-to-face presentations and workshops with foster carers, inter-agency colleagues, strategic groups, and external partners. Presentations are adapted and tailored depending on the needs of the particular group.

Student Poverty: Borders College

Poverty amongst the student body remains an ongoing concern, further exacerbated by the cost-of-living crisis being experienced by all.

Over the last academic year Borders College has continued to mobilise resources to help support students and, as far as possible, help mitigate some of the financial pressures faced in the daily challenges of managing lower incomes in a climate of increasing daily living costs.

A key priority for Borders College is to ensure that students access the funding they are entitled to and to date we have awarded in excess of £1.6M in student support funds. This includes significant levels of Discretionary and Hardship funding awards (currently circa £410K Aug 22-Mar 23) to help mitigate the increase in living and fuel costs and to help alleviate some of the hardship difficulties being experienced by our student community.

Food poverty remains an ongoing issue. This has been addressed in part by the provision of free breakfasts for students, issuing supermarket vouchers, grab and go lunch bags and ensuring access to basic provisions from our student larder for those in need. The student support services and students' association have introduced a number of smaller activities including our 'Kindness at Christmas' initiative to offer donated Christmas gifts to those struggling to provide gifts for family and loved ones and our 'Winter Warmers' initiative where students could donate, swap, or take a warm coat, accessories, or blankets throughout the colder months.

The College continues its laptop loan process to ensure students who require IT equipment have access to what they need, along with data packages where required, to ensure appropriate connectivity to support their learning.

Challenge Poverty Week – October 2022

Scottish Borders Council, NHS Borders and other partners supported Challenge Poverty Week in October 2022 by highlighting the wide range of information, advice and support that is available to support people experiencing financial hardship. The campaign was publicised through social media channels. The social media plan is shown in [Appendix D](#).

2023/24 Actions

Our 2023/24 Actions, from across a range of Partners, are set out in [Appendix E](#). They have been aligned to Scotland's offer to families, as set out in Scottish Government's tackling child poverty delivery plan 2022 to 2026, [Best Start, Bright Futures](#). The plan outlines a commitment to working together to deliver differently in order to tackle child poverty head on, and our actions will contribute to that. The table below provides a sample of the work being undertaken in the Scottish Borders.

Part A: providing the opportunities and integrated support parents need to enter, sustain, and progress in work	
A strengthened employment offer to parents	<p>Collaborative work between Borders College, SBC's Employment Support Services and DWP will be undertaken to shape a delivery plan and actions focusing on tackling child poverty through the provision of skills training and targeted interventions.</p> <p>Skills Development Scotland Advisors will continue to support customers (including parents and carers) requiring Careers Guidance or additional employability support through our ongoing presence in Galashiels Job Centre one day per week and in various outreach locations across the Scottish Borders.</p>

Connectivity and childcare to enable access to employment	<p>A pilot project to link employability and access to childcare is being considered by the Child Poverty Action Group. This will involve working with partners in the Local Employability Partnership and Early Years Teams to offer options for parents to engage in work whilst having access to appropriate childcare to allow them to do so.</p> <p>Border College will provide students with funding to cover childcare requirements to enable them to fulfil attendance, study, and work placement requirements of college qualifications.</p>
Transforming our economy	<p>Collaborative work will continue between SBC Education, Skills Development Scotland, DYW Borders, Borders College and local employers/partners to increase skills and likelihood of young people impacted by poverty achieving a positive destination.</p> <p>SBC's Employability Services will engage with employers to ensure fair, rewarding, and sustainable work opportunities are promoted and supported.</p>
Part B: maximising the support available for families to live dignified lives and meet their basic needs	
A transformational approach to people and place	<p>Borders College will extend a specific mental health counselling service to support students with mental health challenges.</p> <p>Scottish Borders Council (SBC) intends to deliver its vision for Place Making and regeneration.</p>
Enhanced support through social security	<p>Parental Employability Services will continue to provide a comprehensive Income Maximisation assessment to clients to ensure all funding streams are explored for families both unemployed and in work.</p>
Income maximisation	<p>Skills Development Scotland (SDS) will administer a client intervention fund to assist with the removal of barriers to employment e.g., interview clothes and passports. SDS support individuals to complete funding applications including Independent Living Fund.</p> <p>Referrals for the Early Years Financial Inclusion service are received from a variety of sources including NHS, nurseries, schools, and partner organisations. The service will undertake take up campaigns to encourage people to apply for benefits or support where parents might not have been aware of their potential entitlement.</p>
Access to warm and affordable homes	<p>JHIT shall continue to work in partnership with Borders Home Energy Forum members to support fuel poverty interventions.</p> <p>SBC will continue to provide support Housing Benefit and Discretionary Housing Payment applications to assist with rent payments.</p> <p>Berwickshire Housing Association (BHA) shall provide direct and intensive support to prevent tenancy failure and homelessness.</p>
Part C: supporting the next generation to thrive	
Best start to life	<p>SBC Early Years Team will work directly with health visitors to ensure breast feeding and weaning advice and practical support is readily available in Early Years centres for families.</p>
Supporting children to learn and grow	<p>Live Borders will offer drop in craft and reading sessions for children in the Scottish Borders libraries.</p> <p>Strategic Equity Funding will be used by SBC Education to narrow the</p>

	poverty attainment gap through resourcing improvements in pedagogy, curriculum development and learning teaching and assessment.
Post school transitions	Free bus travel for under 22's will continue to be promoted across a range of services. The Local Employability Partnership and Young Persons Guarantee will refresh the framework to support transitions through 14+ school meetings.

Conclusion

In accordance with The Child Poverty (Scotland) Act 2017, the Scottish Borders Local Child Poverty Annual Report for 2022/23 describes the activities undertaken and planned locally to contribute towards Child Poverty targets set out in the Act.

It is clear from the Annual Progress Report for 2022/23 that Child Poverty in the Scottish Borders is a prominent issue which Partners take seriously, as shown by their actions, and we are grateful for their contributions to this report as well as their actions on the ground to make a difference to children and their families.

As well as the progress made in 2022/23, we are pleased to set out actions for 2023/24. The Scottish Government national delivery plan for 2022-26 demonstrates a clear commitment to tackling child poverty both nationally and locally. This Local Child Poverty Report and Action Plan recognises that national commitment and provides an insight into the work that Scottish Borders Council, NHS Borders, and Partners all do to play their part.

Working with the Community Planning Partnership, and recognising their contribution through the actions within their four priority themes, we will continue to raise the profile of, and tackle child poverty in the Scottish Borders through 2023/24 and beyond.

Appendices

Appendix 1A - Local Child Poverty Context and Statistics

Information provided shows evidence on drivers of child poverty, along with information on the groups of people who are more at risk of experiencing child poverty.

Child Poverty Headlines

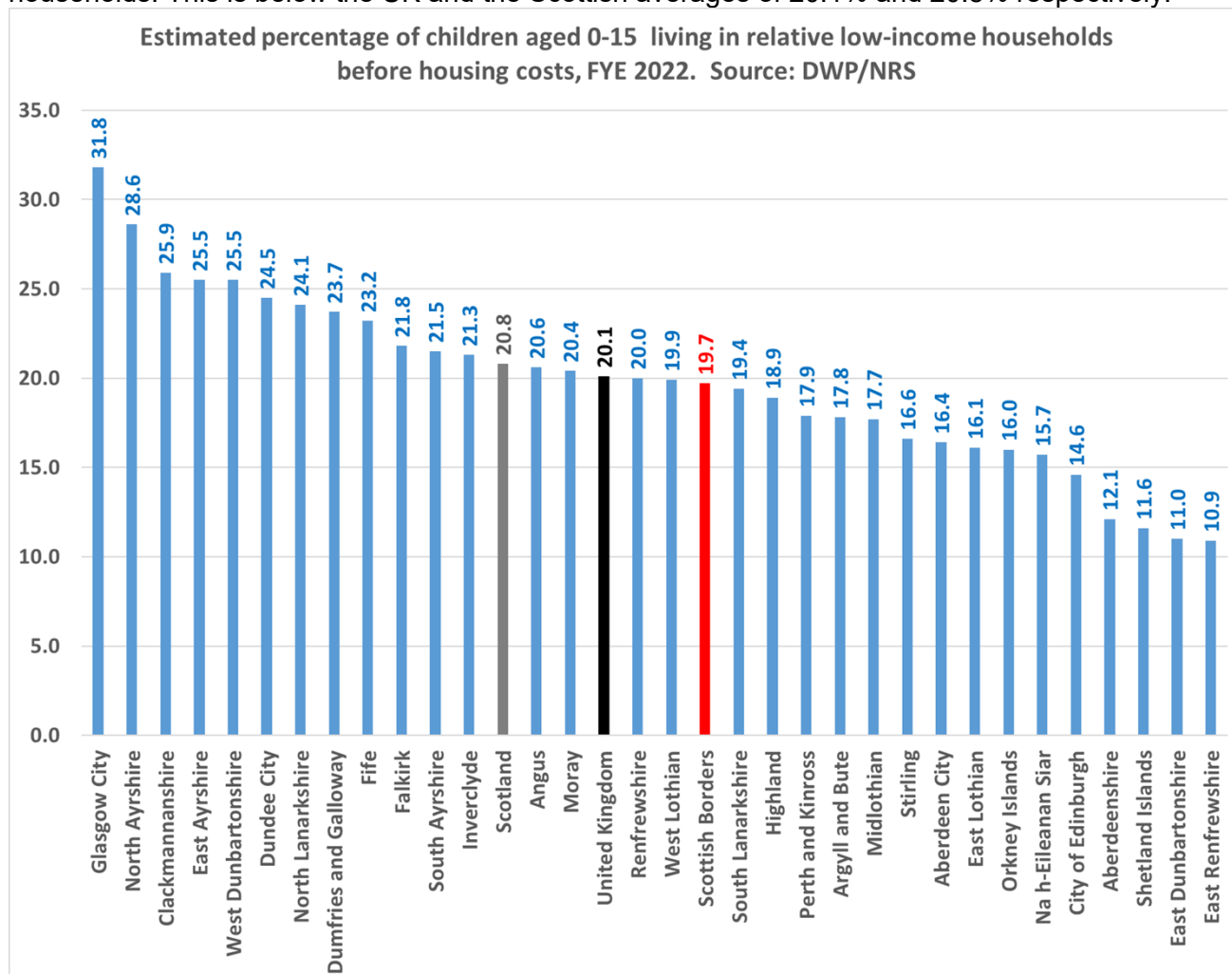
The information in the Headlines section contains indicators that can be used as 'proxy' measures of child poverty locally.

The Department of Work and Pensions (DWP) publication "[Children in low income families: local area statistics 2014 to 2022](#)" provides information at local authority and ward level to help monitor child poverty and its drivers locally.

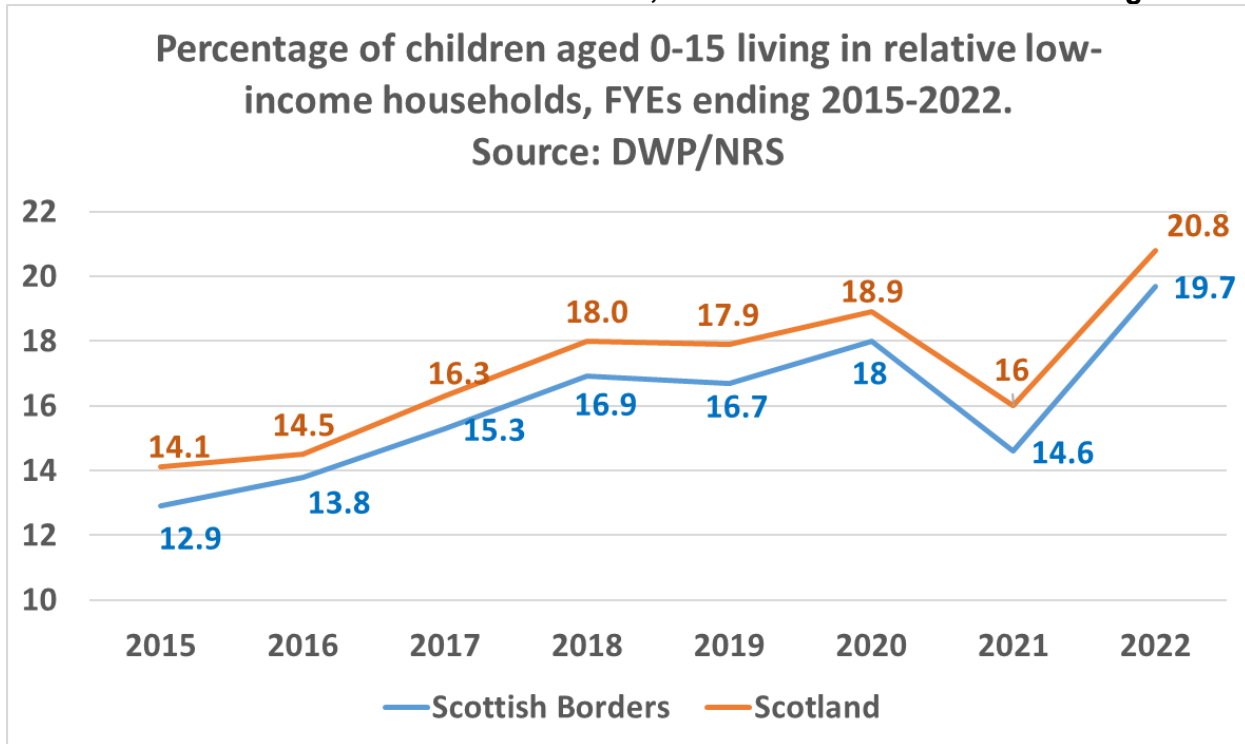
Children in Low-income Families, before housing costs

Relative child poverty in a given year is when a family is assessed as having a low household income by the median income standards of the given year. The family must also claim Child Benefit and at least one other household income benefit (Universal Credit, tax credit or Housing Benefit) at any point in the financial year.

The chart below depicts the Scottish Government/DWP figures for the Financial Year Ending (FYE) 2022 at **19.7%** of children aged 0-15 in the Scottish Borders living in relative low-income households. This is below the UK and the Scottish averages of 20.1% and 20.8% respectively.



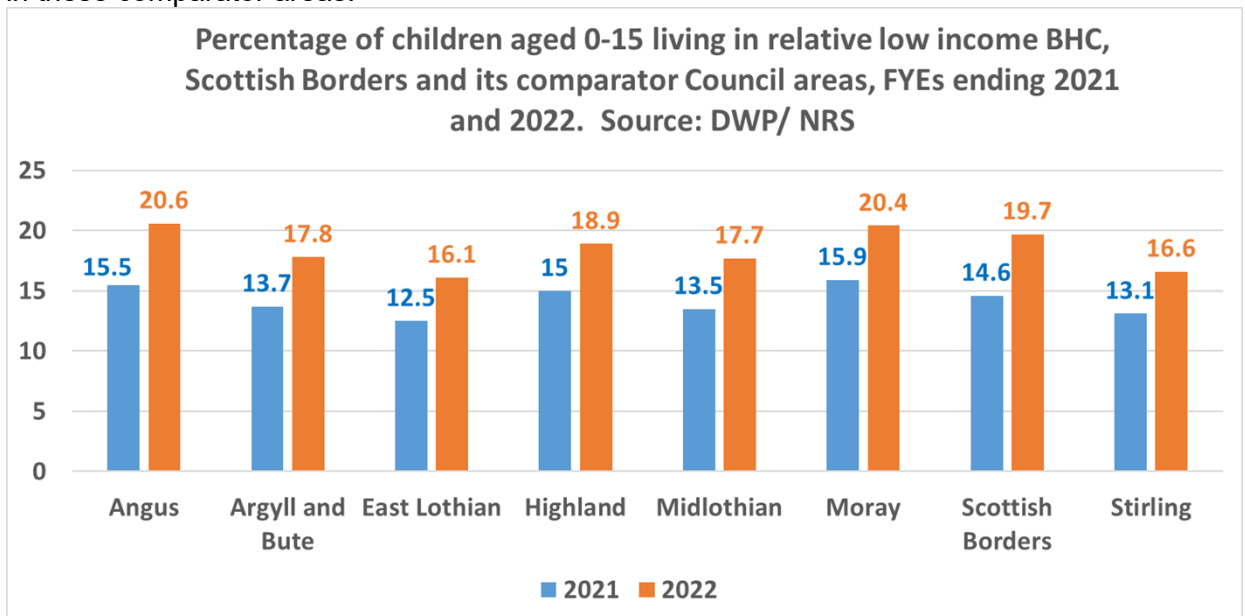
Children in Low-income households over time, FYEs 2015 to 2022 before housing costs



The line graph above shows the timeline of this measure since FYE 2015.

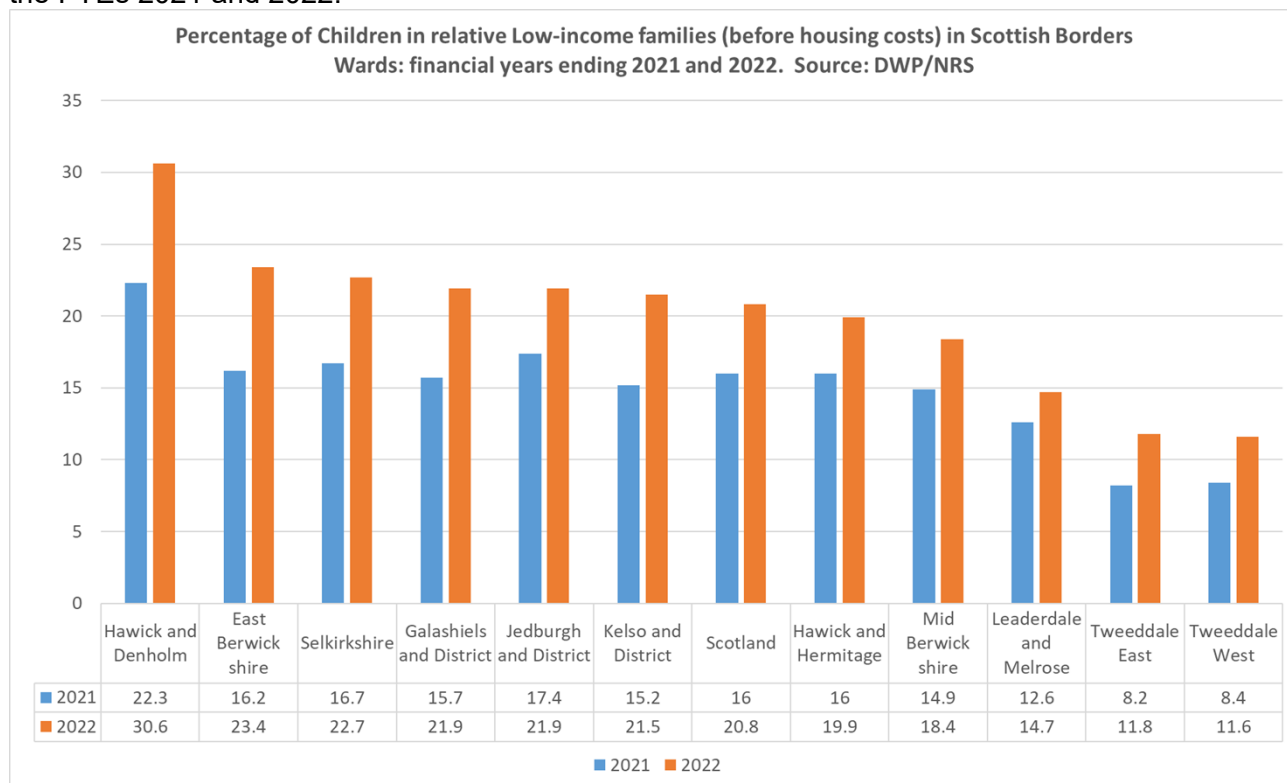
Changes since the previous year: Scottish Borders and comparator Local Authority areas

The Scottish Borders is in a benchmarking group with seven other Scottish Local Authorities. The bar chart below shows how relative child poverty in 2021 and 2022 compares with the position in these comparator areas.



Children in Low-income Families in Scottish Borders Electoral Wards

The chart below shows the Relative Child Poverty data at Scottish Borders Electoral Ward level for the FYEs 2021 and 2022.



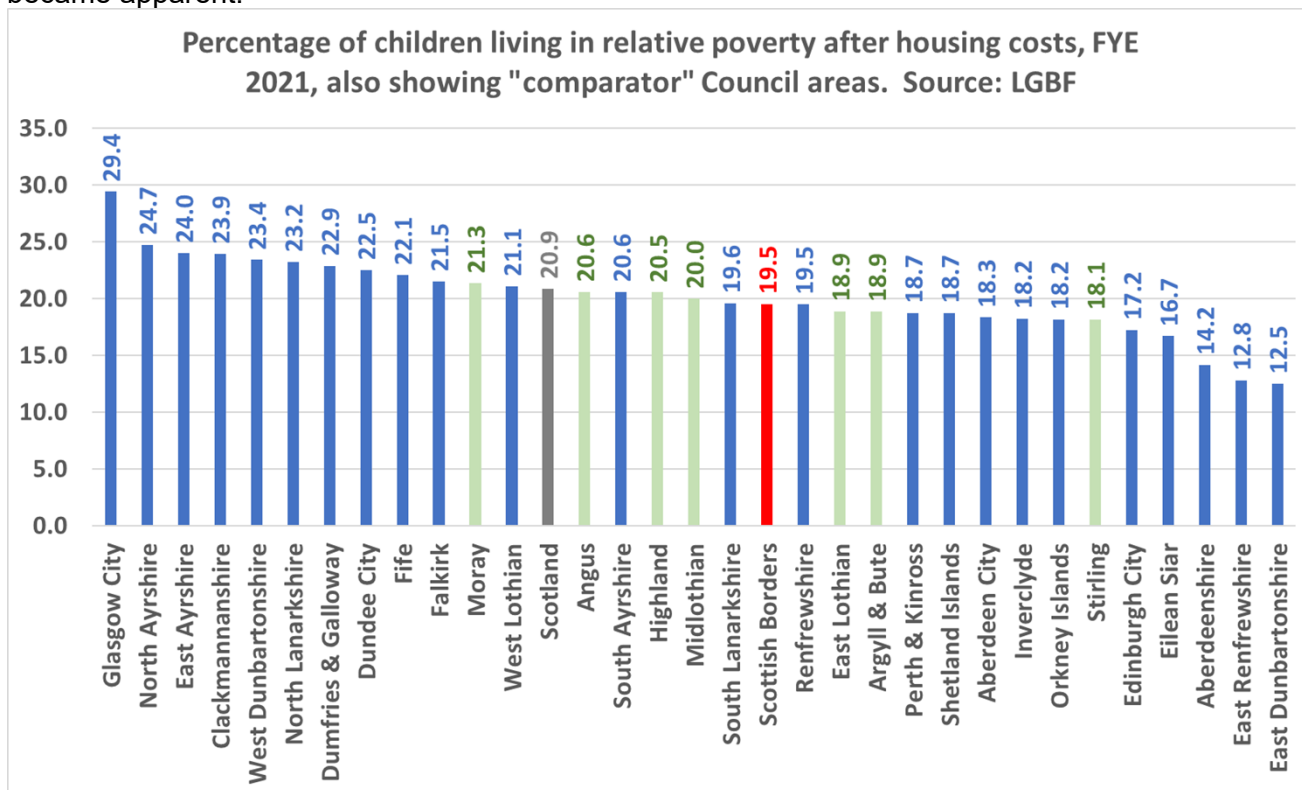
Numbers of children in relative low-income families, Electoral Wards

The following table gives an indication of the numbers of children who are estimated to be living in relative low-income families in the financial years ending 2021 and 2022.

Number of children in relative poverty (before housing costs) in Scottish Borders Wards				
Ward	2021	2022	% increase 2021-22	No. of children 0-15, 2021
Galashiels and District	400	556	39.0	2,534
Hawick and Denholm	371	500	34.8	1,632
East Berwickshire	289	413	42.9	1,763
Selkirkshire	251	338	34.7	1,489
Jedburgh and District	253	319	26.1	1,455
Kelso and District	218	301	38.1	1,401
Mid Berwickshire	233	291	24.9	1,582
Leaderdale and Melrose	239	277	15.9	1,880
Hawick and Hermitage	190	237	24.7	1,188
Tweeddale East	163	233	42.9	1,981
Tweeddale West	151	210	39.1	1,818

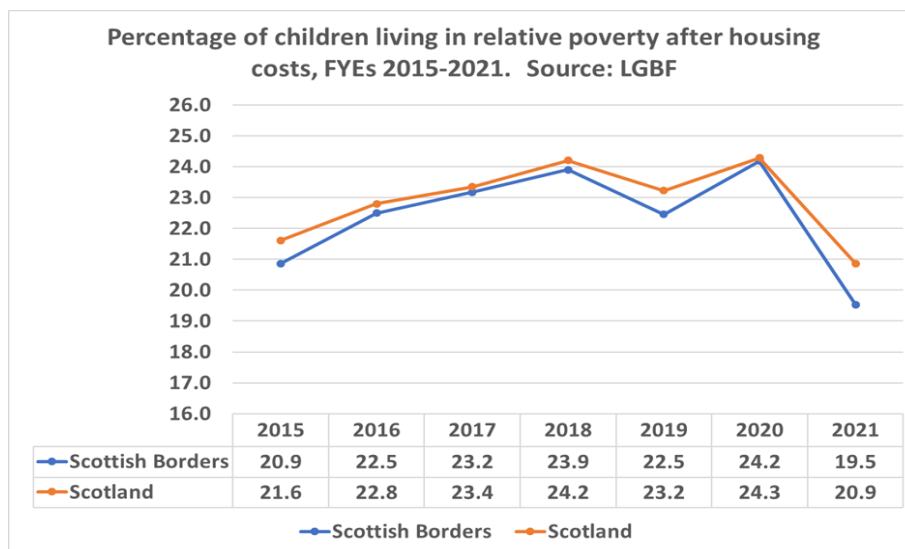
Children in Low-income Families, after housing costs

The [Local Government Benchmarking Framework \(LGBF\)](#) presents child poverty estimates (after housing costs) at local authority level, which are produced by the End Child Poverty Coalition. This measure is for relative poverty after housing costs, which provides important alignment with the targets set out in the Child Poverty (Scotland) Act 2017 and is therefore regarded as the “key” statistic on child poverty. This data shows the period following the introduction of the first round of the Scottish Child Payment but before the full aftermath of the pandemic and the cost-of-living crisis became apparent.



The chart above shows that the Scottish Borders (red bar) had 19.5% of children living in child poverty in 2020-21 (i.e., in households with a household income that was 60% below the median for that year). This is slightly below the Scottish average (grey bar) and is very much in the middle of its comparator council areas (green bars). The comparator Local Authorities were chosen by LGBF as they share certain population, urban/ rural and deprivation characteristics with the Scottish Borders.

Children in Low-income households over time, FYEs 2015 to 2021 after housing costs



The trend in the Scottish Borders is similar to the Scottish average but has always been marginally lower. In 2020-21 the proportion of children living in poverty (after housing costs) was the lowest in seven years, although 1 in 5 children still lived in relative poverty. This was during the period where Child Welfare Payment for under 6s had been introduced to address surging levels of child poverty, but before the effects of the pandemic and the cost-of-living crisis had affected child poverty levels. Data for 2022 is not yet available but is expected to show a sharp increase in child poverty, which will be countered by the increase in value and range of the Scottish Child Payment from December 2022.

Child Poverty Drivers

The three drivers of child poverty considered in this report are:

1. Income from employment
2. Costs of living
3. Income from social security and benefits in kind

Income from employment

The following section presents evidence from official statistics on topics such as earnings and jobs, particularly in households with children. This does not measure child poverty directly but helps to provide some background context to the current position.

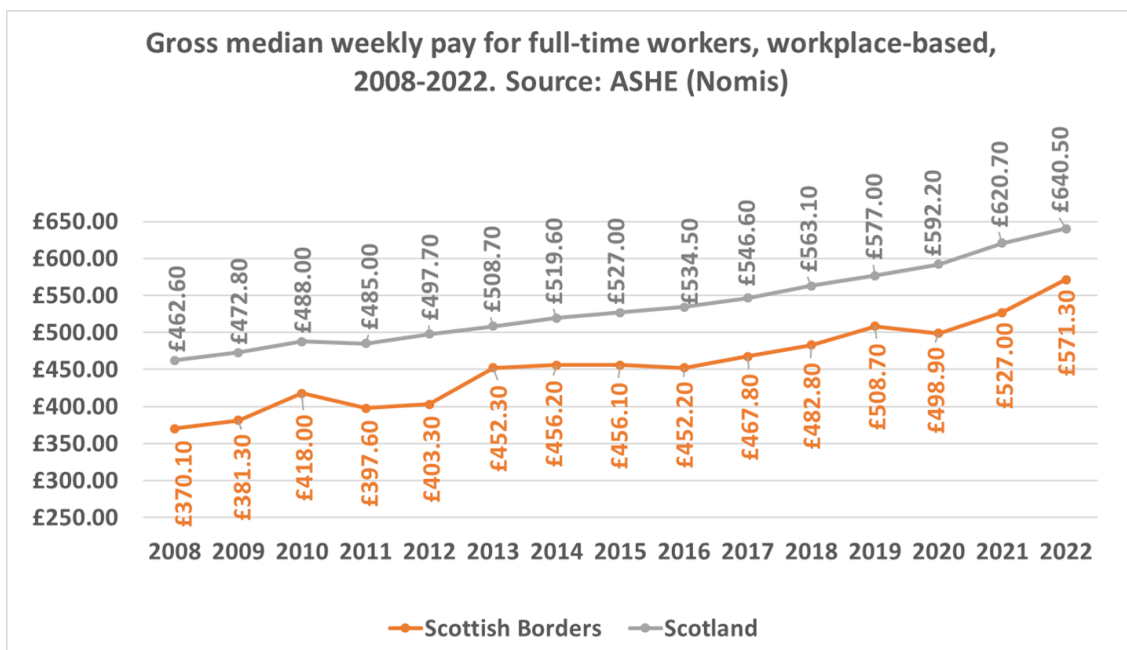
a) Average weekly Earnings

In 2022, the **median gross weekly pay** for full time workers living in the Scottish Borders (residence based) in the Scottish Borders was £617, **£23 below** the £640 for Scotland or **96% of the Scottish figure**. The regional pay gap between Scottish Borders and Scotland has greatly improved since 2021 for workers who live in the region.

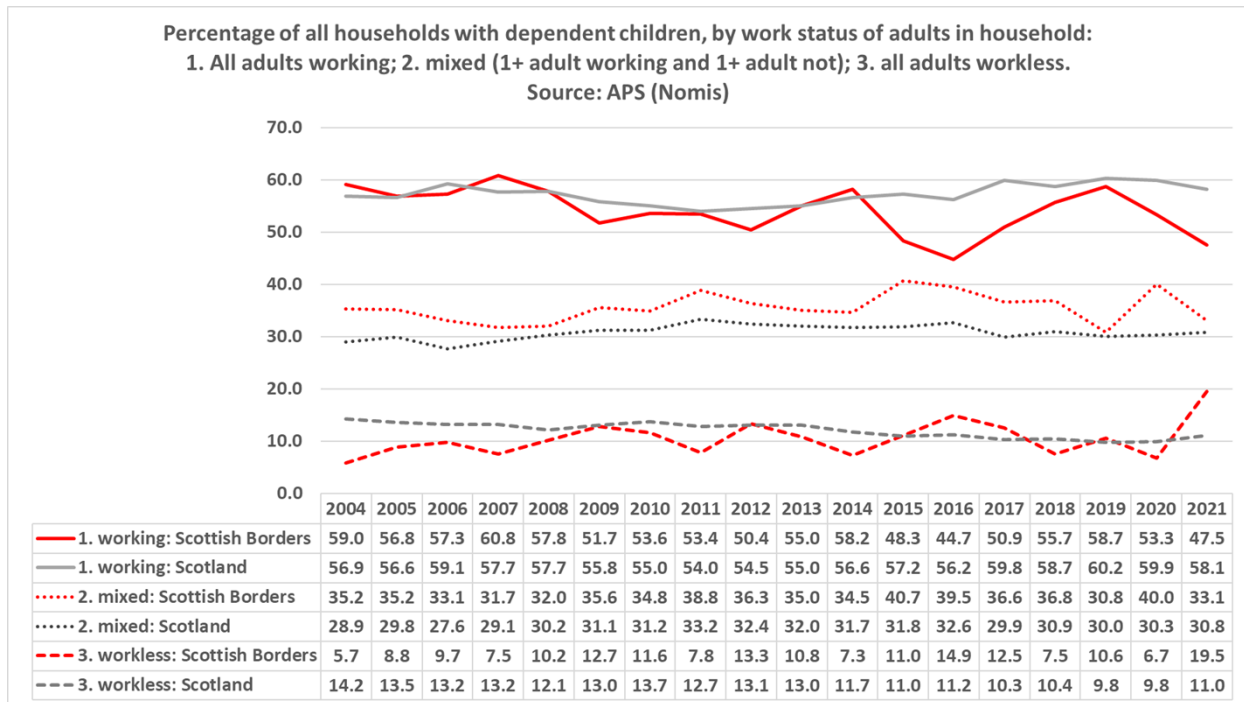
([Annual Survey of Hours and Earnings - NOMIS](#))



In 2022, the **median gross weekly pay** for full time workers working in the Scottish Borders (workplace based) was £571.30, £69.20 less than the £640.50 for full-time workers working elsewhere in Scotland. This is **89% of the Scottish figure**.



b) Households with Children by work status of adults in household

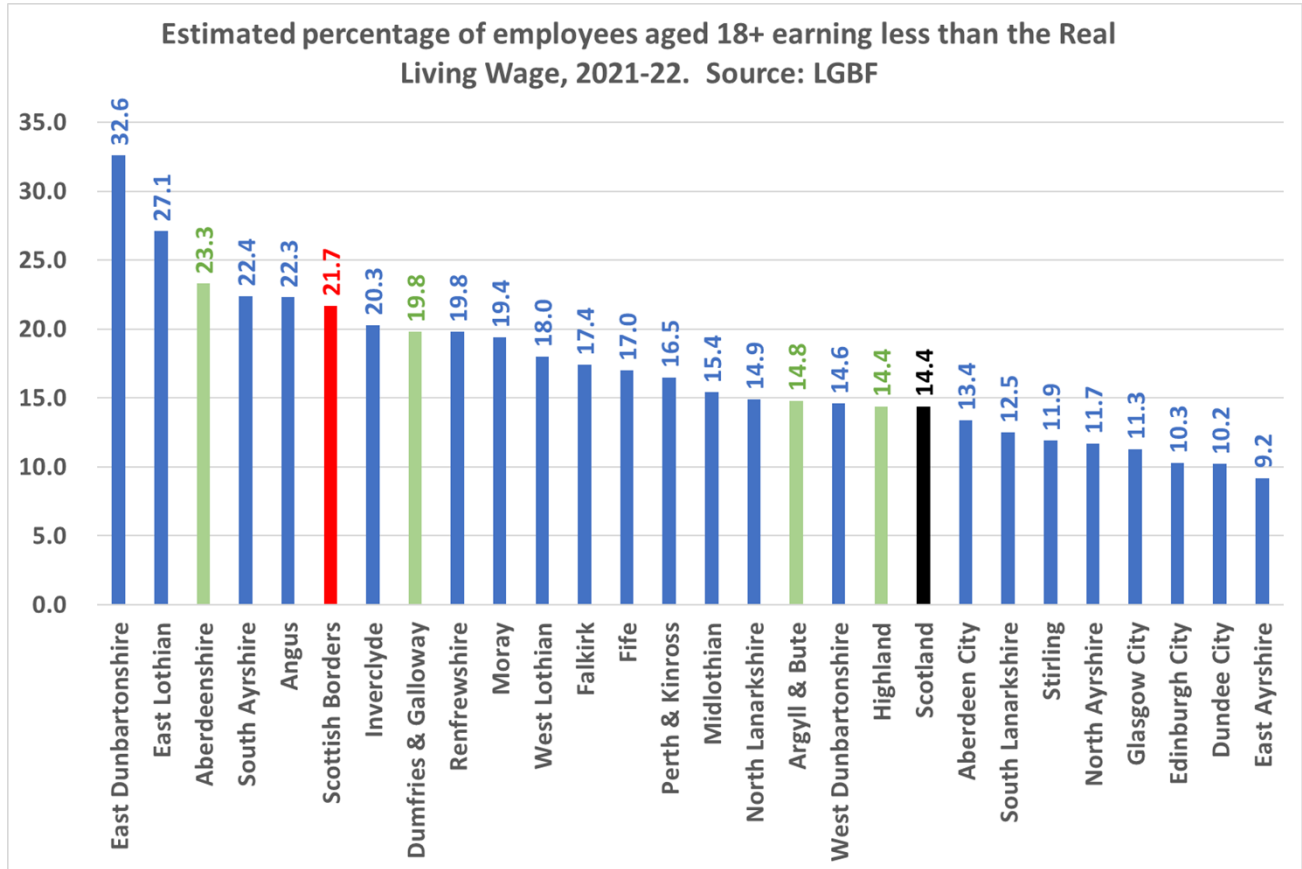


The above timeline shows the work status of adults in households with children between 2004 and 2021. The red lines show the Scottish Borders pattern for each of the three work status indicators. The grey lines show the Scottish average for each.

Reasons for adults with children to not work can be positive (e.g., making a positive decision to look after home and family) but the sharp increase in workless family households since Covid-19 indicates that families in the Scottish Borders are currently finding it more difficult than ever before to find work (or affordable childcare) that suits their circumstances.

c) Percentage of employees (18+) earning less than the real living wage

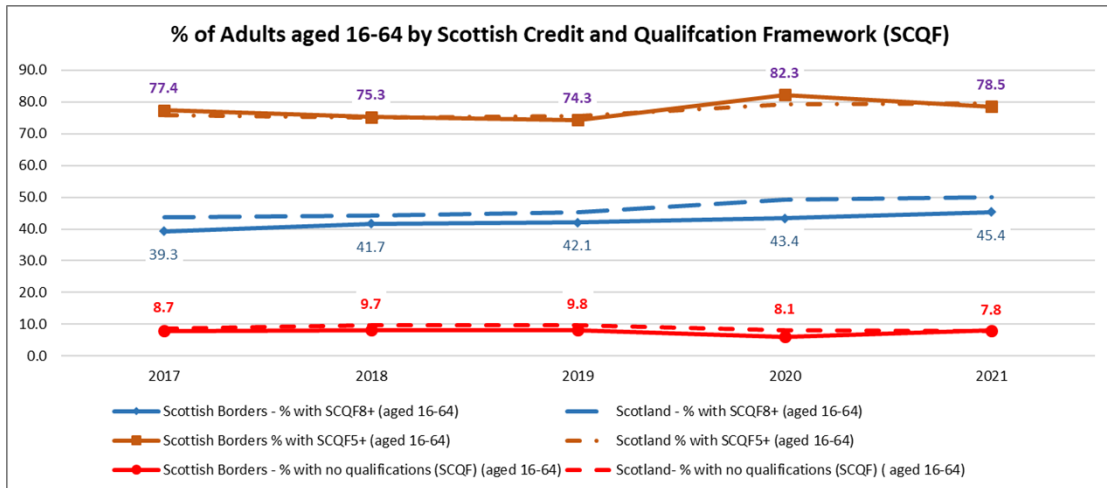
This indicator is a key measure of “inclusive growth,” aimed at monitoring and reducing income inequality. The data is extracted from the Annual Survey of Hours and Earnings (ASHE) for the [Local Government Benchmarking framework \(LGBF\)](#), which also offers comparisons with selected “comparator Council areas.”



The chart above shows that the proportion of employees (18+) earning less than the real living wage in the Scottish Borders (red bar) was 21.7% in 2021-22, notably higher than the Scottish average of 14.4% (black bar). It is the sixth highest proportion out of the 27 Local Authority areas that submitted sufficient data on the measure, and second highest out of its “comparator” Council areas, after Aberdeenshire.

d) Skills and Qualifications

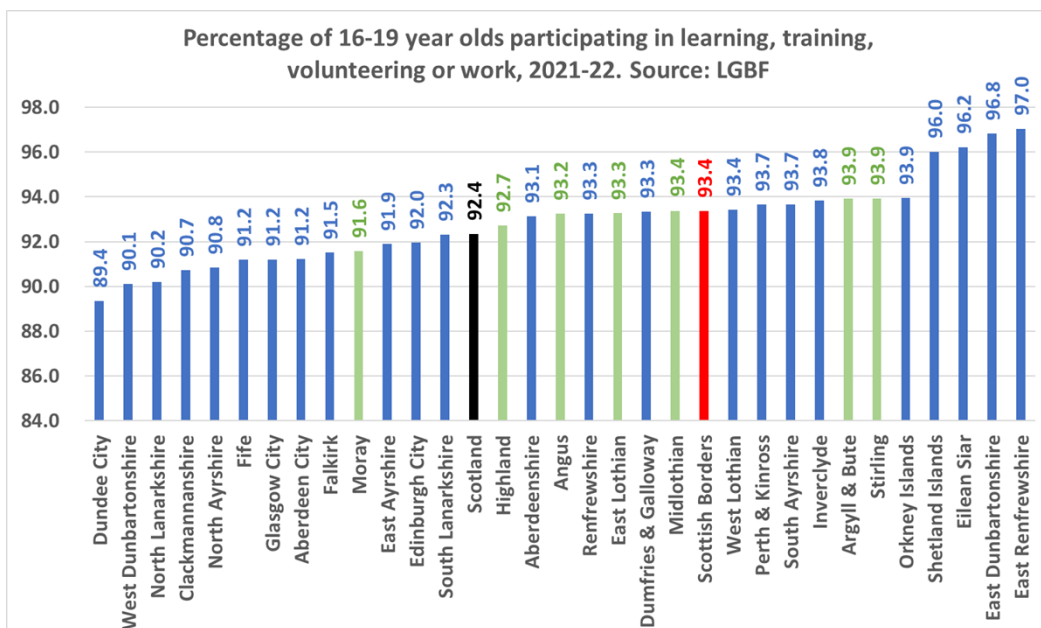
The chart below shows three levels of qualification data from the Annual Population Survey in [Nomis](#), for the Scottish Borders and Scotland. The level of qualifications of adults aged 16-64 in the Scottish Borders has consistently been similar to the level for Scotland, as seen in the graph below. In 2021, 78.5% of adults in the Scottish Borders had at least one qualification at SCQF Level 5 or greater. 45.4% were educated to college degree level, slightly below the Scottish average. 7.8% had no qualifications, which has remained relatively unchanged and similar to the Scottish average since 2017.



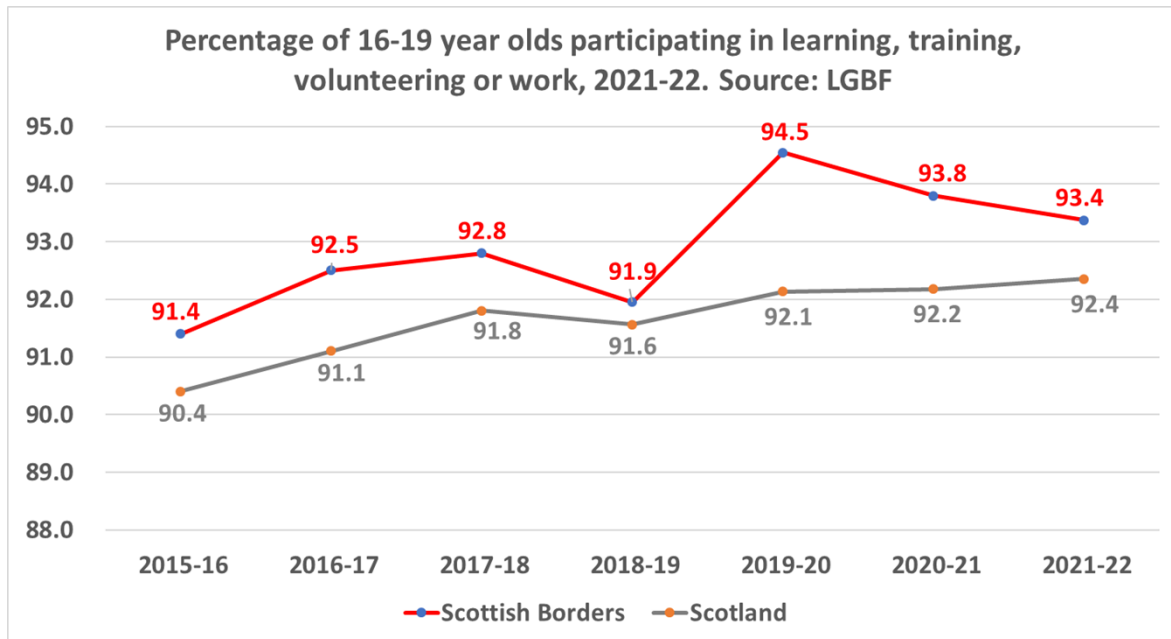
An estimated **6.0%** of working-age people in the Annual Population survey had no qualifications in 2020. This is better than the Scottish average of **8.1%**. (Nomis)

e) Participation of 16–19-year-olds

This indicator is taken from Skills Development Scotland for the [Local Government Benchmarking framework \(LGBF\)](#), which also offers comparisons with selected “comparator Council areas.” The comparator Local Authority areas for Scottish Borders for this measure are shown with green bars in the chart below. The chart below shows that 93.4% of all 16–19-year-olds (not just new school leavers) were participating in a positive outcome in 2021-22. This is slightly higher than the Scottish average of 92.4% and is among the better results out of the other 7 comparator areas for this measure.



f) Participation of 16–19-year-olds over time



The timeline above shows that the Scottish Borders has always had a better positive participation rate than the Scottish average, and this reached an all-time high just before the Covid-19 pandemic struck. Most young people were still signed up to a place of work or study throughout the disruption, even if physical attendance was intermittent. Participation rates in Scotland are steadily increasing, despite the pandemic, presenting a challenge to the Scottish Borders to recover quickly from the past three years and maintain its place above the Scottish average.

g) Rural isolation and Access Deprivation

48% of children in the Scottish Borders live in small rural settlements of under 3,000 people in 2020, according to the Scottish Urban-rural Classification system.² Settlements with under 3,000 people make up 48% of all neighbourhoods in the Scottish Borders.

7% of all Scottish Borders children live in small “remote rural” settlements of under 3,000 people, more than 30 minutes’ drive away from the nearest town.

41% of children in small settlements of under 3,000 people are classified as “accessible rural”, i.e., they live within 30 minutes’ drive from their nearest town.

According to the 2020 Scottish Index of Multiple Deprivation, most of the communities outside the main towns in Scottish Borders suffer from access deprivation, meaning that they must live with longer journey times to shops and essential services, and potentially access to employment, than people living in many other regions take for granted.

² <https://statistics.gov.scot/home>

Costs of Living

The following section presents evidence from official statistics on topics such as consumer price inflation, fuel poverty, financial strain on households and personal debt. This does not measure child poverty directly but helps to provide some background context to the current position.

a) Consumer Price Inflation

The ONS produce the [Consumer Price Inflation](#) each month which provides National Statistics for price indices, percentage changes and insight for the changes. The key findings from the October 2022 report include:

- The Consumer Prices Index including owner occupiers' housing costs (CPIH) rose by 9.6% in the 12 months to October 2022, up from 8.8% in September 2022.
- Despite the introduction of the government's Energy Price Guarantee, gas and electricity prices made the largest upward contribution to the change in both the CPIH and CPI annual inflation rates between September and October 2022.
- Rising food prices also made a large upward contribution to change with transport (principally motor fuels and second-hand car prices) making the largest, partially offsetting, downward contribution to the change in the rates.

b) Fuel Poverty

A household which has to spend over 10% of its household income on fuel, after housing costs, to keep the home acceptably warm, is said to be in fuel poverty. "Extreme Fuel Poverty" is similarly defined, but with a threshold of over 20% of household income.

The distribution of fuel bank vouchers by the Borders Housing Network from April 2022 – March 2023:

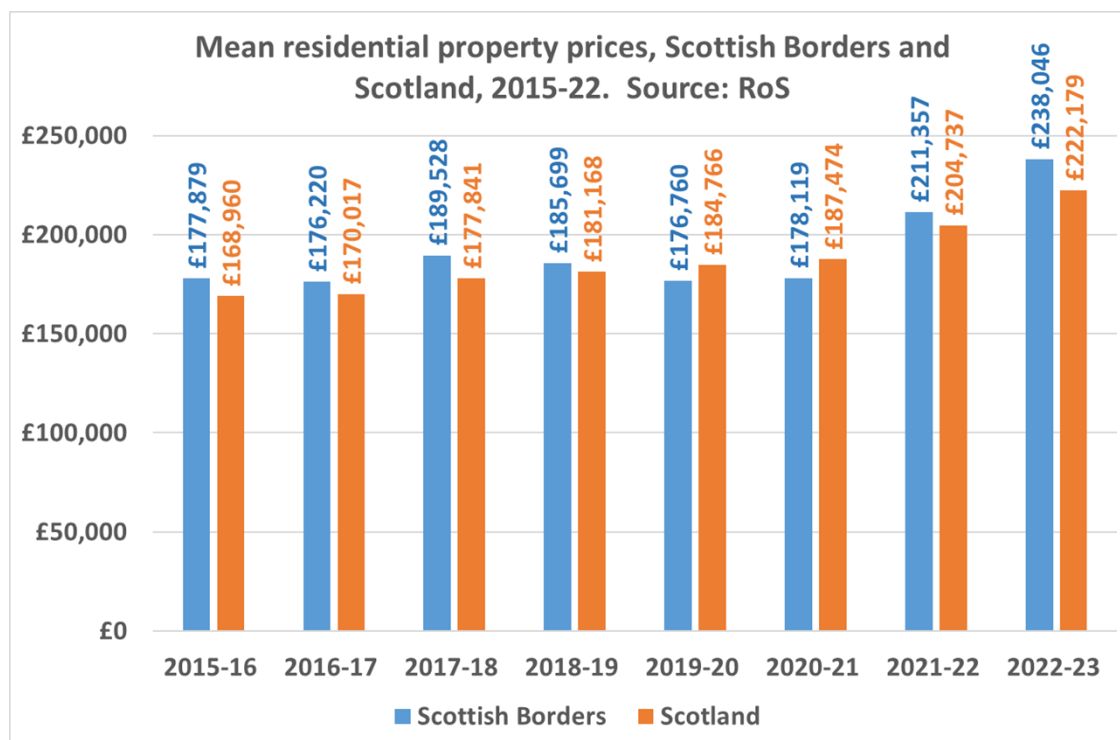
Total distributed	2,247 vouchers
People assisted with fuel debt	4,251 (2,781 adults and 1,470 children)
Total expenditure	£101,990

c) House Prices

Source: [House price statistics - Registers of Scotland \(ros.gov.uk\)](#)

House prices provide a general indication of the cost of living in an area: the higher the house prices, the more likely the household will have higher mortgage repayments or rent costs, which will directly impact on their cost of living. Between 2015-16 and 2022-23 the mean residential property price in the Scottish Borders has been similar or slightly higher compared to house prices in Scotland as a whole. This indicates that rent and mortgage costs in the Scottish Borders are similar to those elsewhere in Scotland. However, wages in the Scottish Borders have consistently been below the Scottish level indicating that housing costs in Scottish Borders are relatively less affordable, compared to households in Scotland as a whole.

The graph below shows that the average property prices have generally increased in the Scottish Borders since 2015 and have generally been above the Scottish average.



Source: <https://www.ros.gov.uk/data-and-statistics/house-price-statistics>

Income from social security and benefits in kind

Issues around social security benefits for families with children are listed as the third driver of child poverty. The Children in Low-Income Families indicator shows that most families are already living in at least relative poverty in order to qualify for welfare benefits. Official Statistics around use and take-up of welfare benefits fall into two categories:

1. Families who qualify for benefits and are supported by social security to meet their basic needs
2. Families who fall through the gaps in the social security system or receive inadequate support, and are in crisis

Families living in crisis due to insufficient social security support tend to be undocumented and are therefore very difficult to measure. These figures tend to present in different ways, such as food insecurity and foodbank use, housing insecurity and homelessness, chaotic lifestyles, crisis grants and mental and physical health problems.

Universal Credit (UC) is a single payment for each household to help with living costs for those on a low income or out of work. It is replacing six benefits, commonly referred to as the legacy benefits:

- Income-based Jobseeker's Allowance
- Income-related Employment and Support Allowance
- Income Support
- Working Tax Credit
- Child Tax Credit
- Housing Benefit

Support for housing costs, children and childcare costs are integrated into Universal Credit. It also provides additions for people with a disability, health condition or caring responsibilities which may prevent them from working.

Claimants are at risk of not receiving the correct amount of Universal Credit, or being refused UC, if their circumstances or household income change frequently, or their living situation is unstable, or if they are not able to produce the correct paperwork, or if they are sanctioned or deducted for any reason. These households who fall through the safety net are then at risk of severe poverty, which is insufficiently documented, and which can manifest itself in other ways, such as debt, food bank use, homelessness, mental health problems, substance misuse and crime.

Although there is almost certainly a level of under-claiming due to households stumbling over the claims process or still awaiting transfer from legacy benefits, the statistics for Households receiving Universal Credit provides an insight into priority families in relative poverty.

a) Households receiving Universal Credit

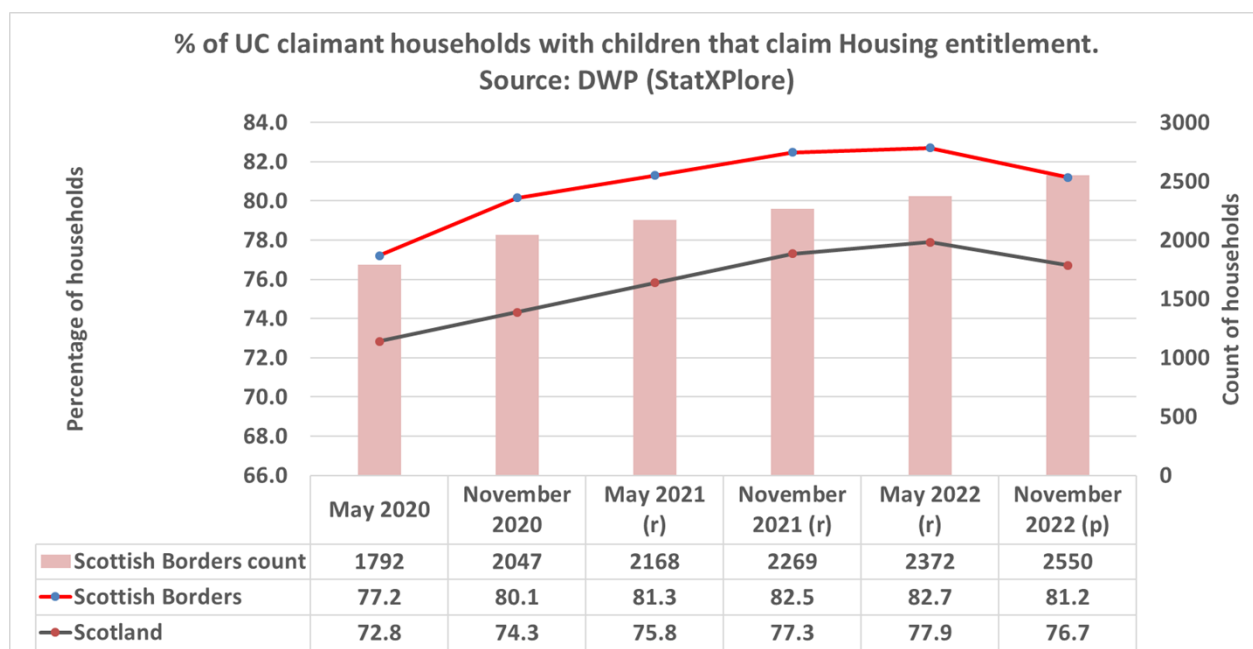
The table below shows the number and proportion of households in the Scottish Borders receiving Universal Credit compared to Scotland. Overall the Scottish Borders has a lower proportion of households receiving UC (12.9%) compared to 16.1% for Scotland. In the Scottish Borders there were 3,015 households claiming the 'Child Entitlement' or 5.4% compared to 6.5% for Scotland.

Universal Credit Households November 2022 (provisional figures)	Scottish Borders No of Households	% of All Occupied Households	
		Scottish Borders	Scotland
All Occupied Households	55,557		
All Universal Credit Households (UCH)	7,193	12.9	16.1
UCH with Children	3,140	5.7	6.7
UCH claiming Child Entitlement	3,015	5.4	6.5
UCH Lone Parent	2,115	3.8	5.0
UCH with 3+ Children	613	1.1	1.2
UCH with Child Under Age 1	273	0.5	0.5
UCH with Children - Child Disability Entitlement	275	0.5	0.7
UCH with Children - Adult Disability Entitlement	443	0.8	1.0

Source: DWP/NRS

b) Households with Children who claim the Housing Entitlement of Universal Credit

The chart below indicates that the majority of households with children who interact with the Universal Credit system need help with their housing costs, and that housing unaffordability is affecting households with children in the Scottish Borders than on average for Scotland. As of November 2022, 81.2% of all Universal Credit-claiming households with children, or 2,550 households in Scottish Borders, claim the entitlement formerly known as Housing Benefit. The numbers below do not provide a full picture of housing insecurity. Housing Benefit is still in operation for some categories of claimant, and people who live in hostels or temporary accommodation are not eligible to apply for help with their housing costs. Applicants to Universal Credit must provide documentary proof of their housing costs. This means that the applicant must have paid their first installment of costs for the housing before they are able to apply for welfare benefits, to be paid in retrospect, which is very difficult for families already in financial and housing insecurity to do. There is inevitably an unknown number of undocumented families who are unable to claim help with their housing costs and are at risk of homelessness.



(p): the figures are provisional

(r): the figures have been revised since the previous statistical release

c) Food insecurity

Foodbanks and community food redistribution outlets

Information available on the [SBC website](#) indicates that there are 29 **food redistribution outlets** in the Scottish Borders in 2023, including: food banks, FareShare providers, Early Years Centres, Community cafes and food larders.

The locations were:

- 12 in Berwickshire
- 2 in Cheviot
- 6 in Eildon
- 3 in Teviot & Liddesdale
- 6 in Tweeddale
-

Another five participating independent food banks noted by the Independent Food Aid Network³ (IFAN) in the Scottish Borders in March 2023, are based in Galashiels, Selkirk, Jedburgh, Duns and Eyemouth. Local foodbanks differ in their capacity to collect data about users, but reports highlight

³ <https://www.foodaidnetwork.org.uk/scotland-food-bank-data>

that 25% of their client base are children.

d) Financial, food and material support for children in Education

Free School Meals are available to all P1-5 children in the Scottish Borders, regardless of circumstances. A separate means-tested Scottish Government-funded scheme of free school meals for P6-S6 pupils is available to eligible households and is administered by the Local Authority.

Other support for families with children in education includes:

- School clothing grant - in 2022-23 this was an annual payment £120-£150 per pupil to assist with the cost of school clothing and footwear.
- Education Maintenance Allowance (EMA) is a UK Government benefit of £30 per week, paid to eligible students aged 16-19 who choose to continue with their education, in an attempt to close the deprivation attainment gap between the most-deprived and the less-deprived areas.

e) Scottish Child Payment

The Scottish Child Payment is a Scottish Government top-up benefit for households with children that was introduced in February 2021. Initially the weekly payment of £10 was awarded to families claiming universal credit with children aged 0-5.

Since December 2022, the weekly payment was increased to £25 per week and expanded to all children aged 0-15. Official Statistics for this new benefit will be available in 2024.

Priority Groups

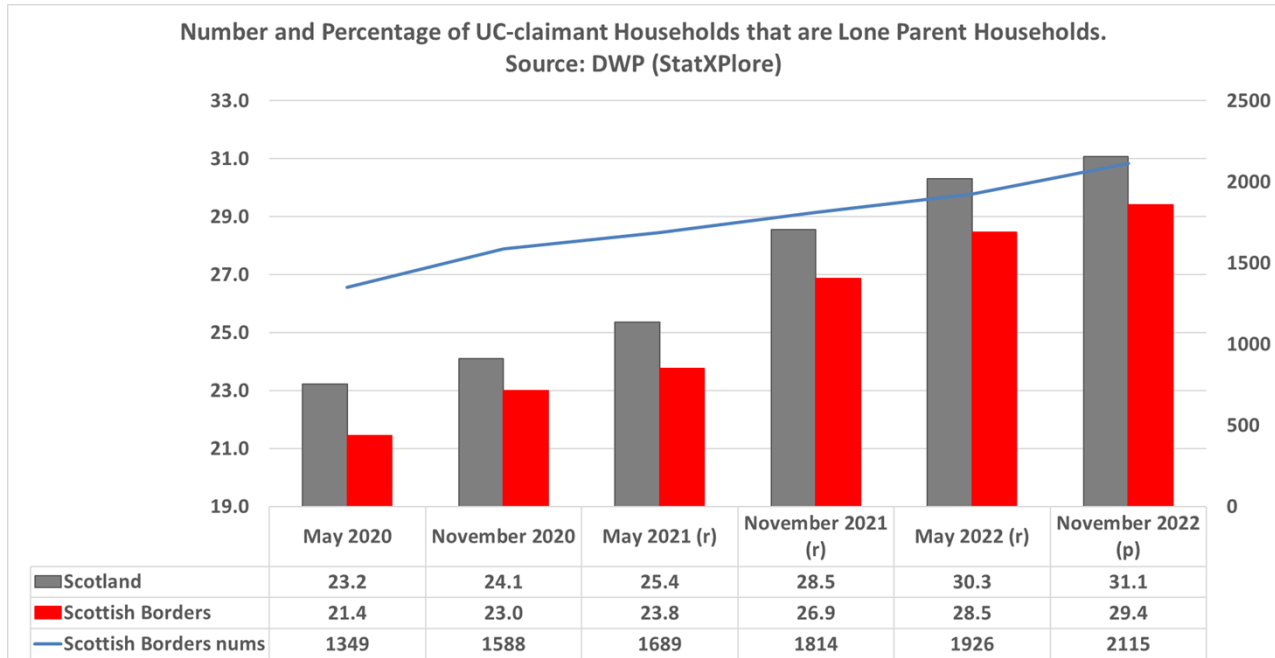
This section provides context on the priority groups identified in '[Best Start, Bright Futures](#)' and profile information on child population. According to [Public Health Scotland](#), more than 8 out of 10 children in relative poverty in Scotland are in at least one of these priority groups:

1. lone-parent families
2. a household where someone is disabled
3. families with three or more children
4. minority ethnic families
5. families with a child under one year old
6. families where the mother is under 25 years of age.

Priority Group 1: Lone Parents

a) Lone Parents claiming Universal Credit

The chart below shows that 29.4% of Universal Credit claiming households were Lone Parent Households in the Scottish Borders, in November 2022. This is equivalent to 2,115 households. The proportion has always been below the Scottish average, but it is increasing. The numbers of Lone Parent Households claiming Universal Credit is also increasing, in the Scottish Borders and Scotland.

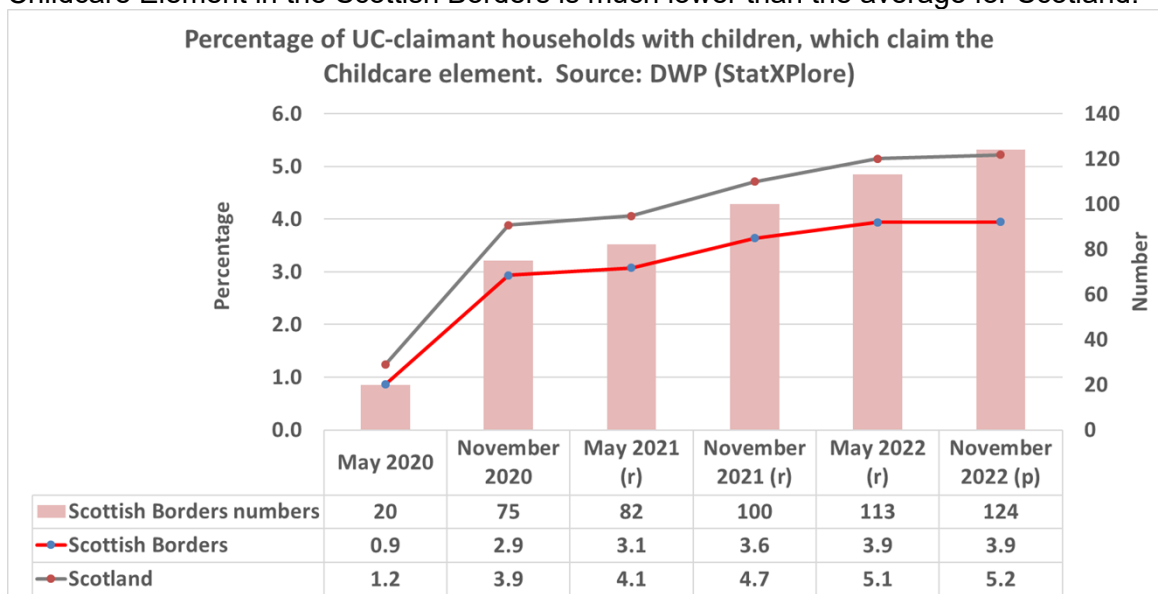


(p): the figures are provisional

(r): the figures have been revised since the previous statistical release

b) Uptake of Childcare Element of Universal Credit

Not all Universal Credit claimants with children need to be on a particularly low income to qualify for help. The Childcare entitlement is designed to incentivise parents to return to work, and to be inclusive towards lone parents, by paying between a third and a half of formal childcare costs for those who work a certain number of hours per week. The chart below shows that take-up of the Childcare Element in the Scottish Borders is much lower than the average for Scotland.



(p): the figures are provisional

(r): the figures have been revised since the previous statistical release

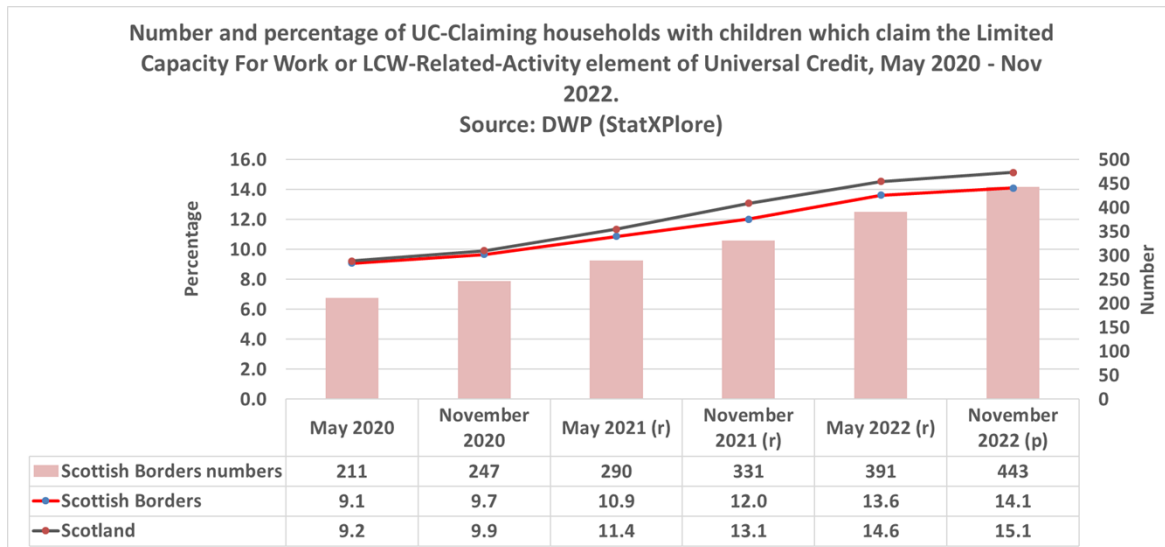
Priority Group 2: Disabled

Households where the householder or a family member has a disability are more at risk of poverty in a number of ways:

- Difficulty in accessing suitable, well-paid work and reduced work capacity due to the disability
- Difficulty in accessing well-paid work with suitable hours, due to unpaid caring responsibilities towards a disabled family member
- Additional costs incurred directly or indirectly by the disability

a) Universal Credit – Claiming households with children that claim the limited capacity for work element

The chart below shows the numbers and percentages of households with children where an adult has been awarded the limited capability for work and work related activity component (LCWRA) element of Universal Credit. 14.1% of Scottish Borders UC-claiming households with children receive this entitlement, similar to the Scottish average and showing a similar trend. The number of awards and the proportion of households with children who receive it is steadily increasing. There are currently around 443 UC-claiming households with children in the Scottish Borders who receive the entitlement.

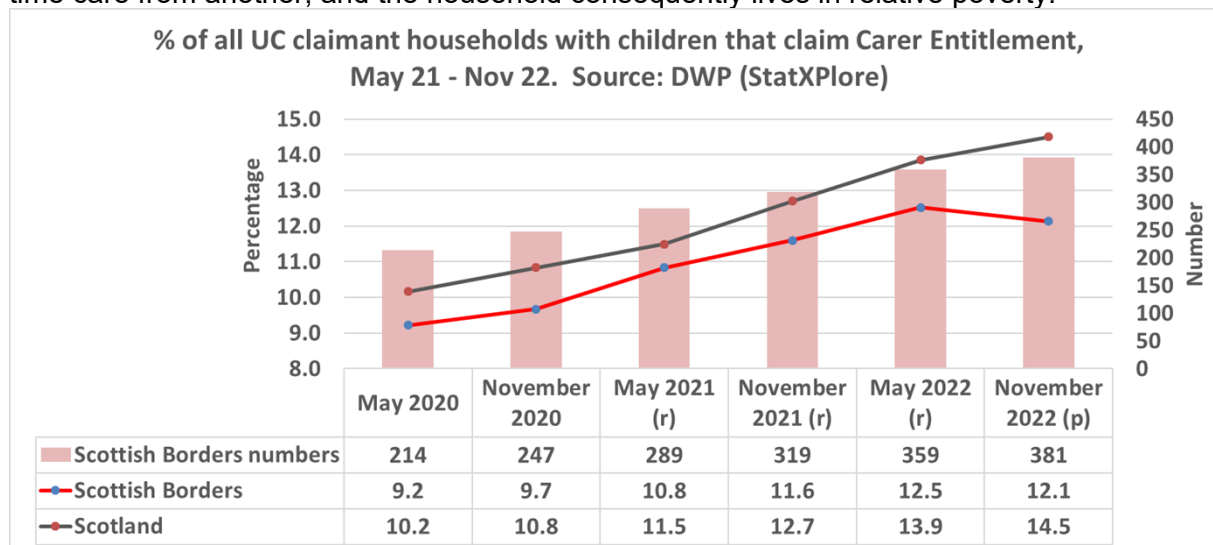


(p): the figures are provisional

(r): the figures have been revised since the previous statistical release

b) Universal Credit - Claiming Households with children that claim Carer Entitlement

The chart below shows that 12.1% of UC-Claiming households with children receive the Carer's entitlement, slightly below the Scottish average, but impacting on 381 households. These are households where a child is being impacted because one of their parents or siblings requires full time care from another, and the household consequently lives in relative poverty.



(p): the figures are provisional

(r): the figures have been revised since the previous statistical release

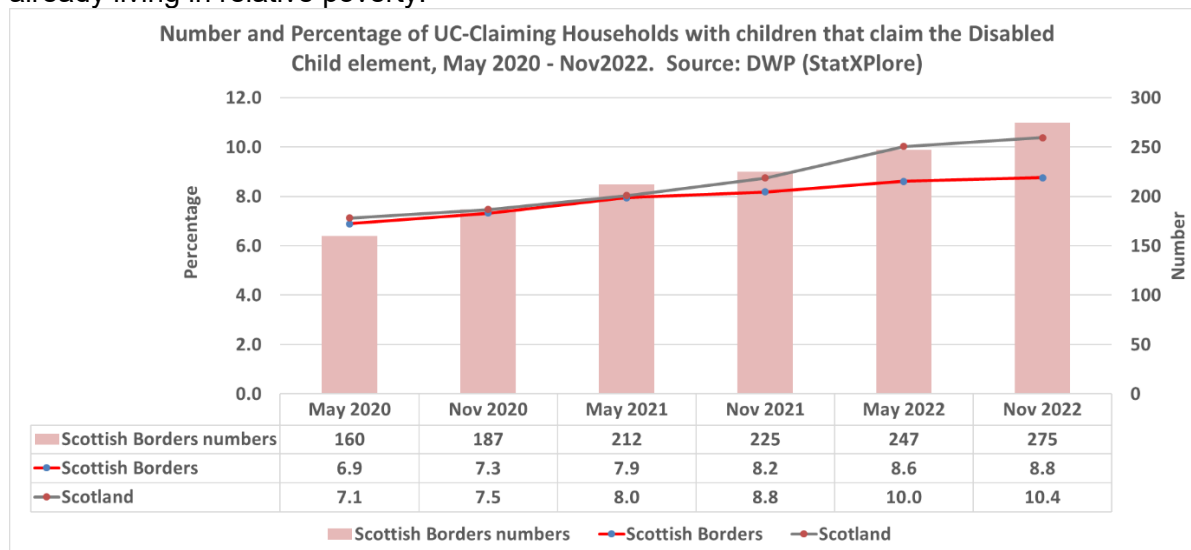
c) Young Carers

In Scotland, Young Carers are more common in lone parent families and these Young Carers also contribute the most hours, particularly in the most deprived areas.

The Scottish Borders has a smaller share of lone parent households and deprived areas than average for Scotland, but there were 74 Young Carers recorded by Scottish Borders Council (Seemis MIS) in the 2022-23 academic year.

d) Universal Credit - Claiming households with children that have a disabled child

The chart below shows that the percentage of UC-claiming households with children that claim the Disabled Child element affects an estimated 275 households in the Scottish Borders, who are already living in relative poverty.



(p): the figures are provisional

(r): the figures have been revised since the previous statistical release

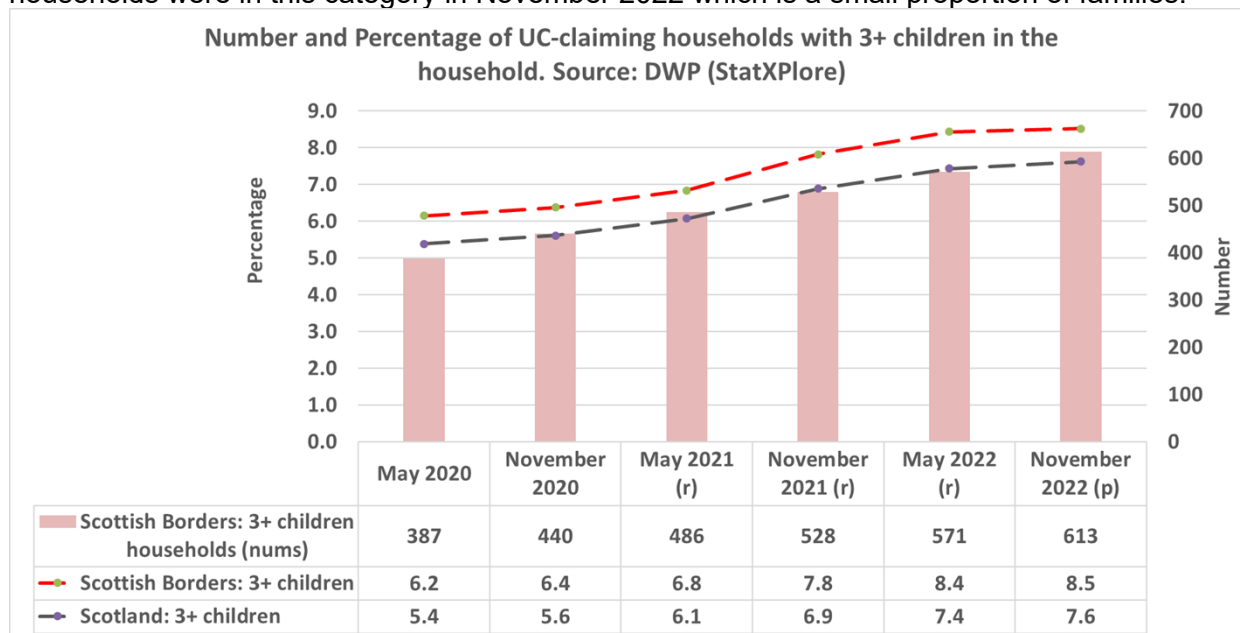
Priority Group 3: Households with 3 or more children

According to Public Health Scotland, 12% of all families in Scotland have three or more children. They are more at risk of being affected by child poverty because:

- they are disproportionately affected by the two-child policy and the benefits cap
- they face higher costs of living, even before the current crisis
- they are more likely to report they do not manage well financially and are more likely to be living in overcrowded conditions

a) Universal Credit claimants with 3+ children

The chart below shows that the proportion of UC claimant households that have three or more children, and who are living in relative poverty in the Scottish Borders, is increasing. Only 613 households were in this category in November 2022 which is a small proportion of families.



(p): the figures are provisional

(r): the figures have been revised since the previous statistical release

Priority Group 4: Minority ethnic families

According to recent [Scottish Government information](#), minority ethnic adults make up 12% of the population in Scotland. Minority ethnic people are more likely to suffer from poverty and child poverty because:

- they are more likely to live in a larger family with younger parents, which are also priority groups for child poverty
- they face additional barriers applying for, and working in, the better-paid jobs, despite often outperforming their White British peers at school
- as a consequence, they are more likely to be forced into low-paid work with irregular hours, which is contrary to a healthy family work-life balance
- they are also more likely to live with housing insecurity and higher rents in the private rented sector

There is very little information about the correlation between minority ethnic households and child poverty in the Scottish Borders. The uptake of Universal Credit is recorded by age and gender, but not by ethnic group.

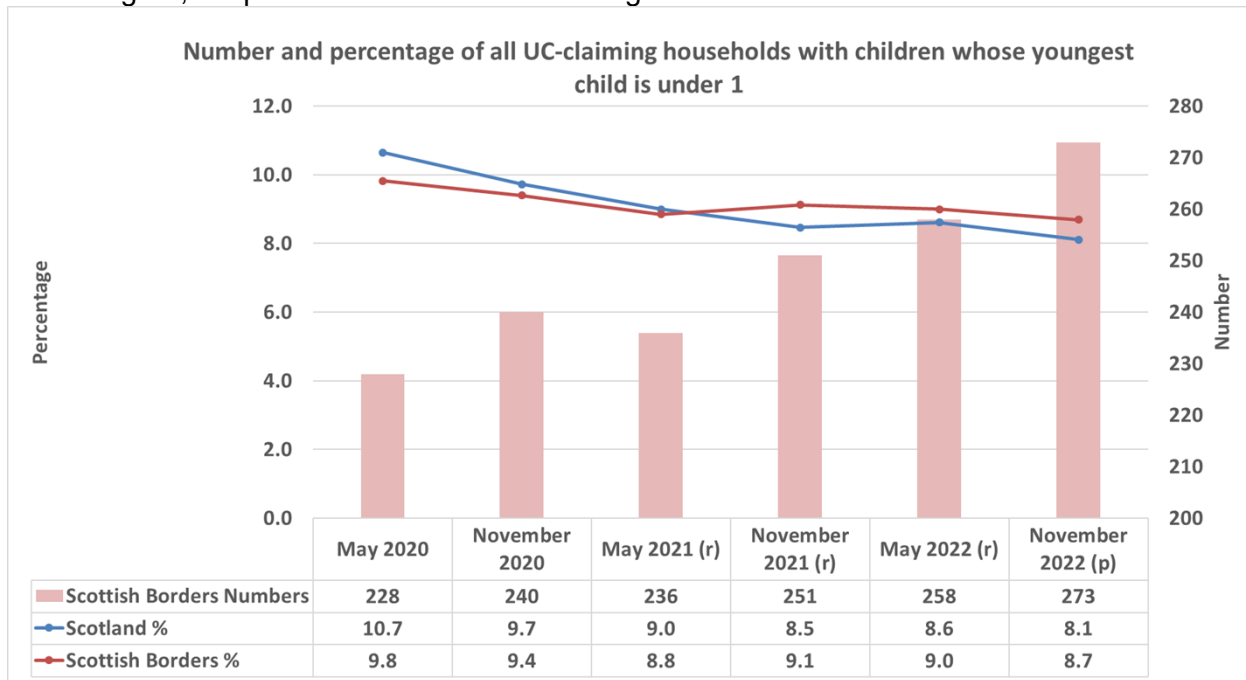
Priority Group 5: Youngest child aged under 1

Families with a child under 1 are more at risk of child poverty, due to the income deprivation caused by at least one of the parents taking maternity or paternity leave for up to a year.

National Registers of Scotland estimated that there were 871 babies aged under 1 in the Scottish Borders in 2021 and a similar figure is expected for 2022.

a) Universal Credit – families with children under 1

The chart below shows that there were 273 families with babies under 1 claiming Universal Credit in November 2022. This gives us an estimate of the proportion of families that are claiming assistance due to having a new baby and being on a low income. The number of families claiming help with costs has increased substantially in the Scottish Borders, from 228 in May 2020 to the current figure, despite the flat birth rate in the region.



(p): the figures are provisional

(r): the figures have been revised since the previous statistical release

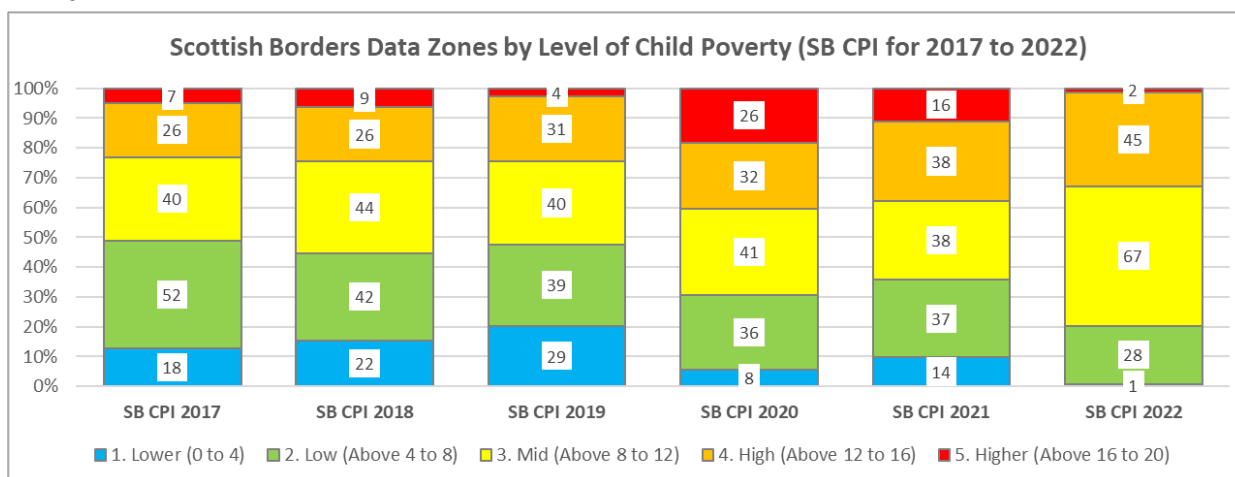
Priority Group 6: Mothers aged under 25

According to Public Health Scotland, new mothers aged under 25 account for around 23% of new mothers within the Scottish Borders. The proportion of new mothers aged under 25 is decreasing, and there is an increasing long-term demographic trend for more families to delay childbirth until their thirties and forties than ever before.

Scottish Borders Child Poverty Index 2022

Overview

The graph below shows the proportion (with number) of data zones by each level of child poverty from 2017 to 2022. The impact of Covid19 and the cost-of-living crisis can be seen in the number/proportion of data zones with Mid/High/Higher levels of child poverty. **51%** of data zones had Mid/High/Higher levels of child poverty in 2017, that increased to **69%** in 2020 and then to **80%** for 2022.



The Scottish Borders Child Poverty Index (SB CPI) provides additional insight into Child Poverty in the Scottish Borders. The SB CPI was created to work alongside the Scottish Index of Multiple Deprivation. SIMD provides a way of looking at deprivation in an area, covering the whole population and does not specifically reflect child poverty.

The SB CPI is a summary of four components, which are:

- Children in Low Income Families (**CiLIF**) – Source is [DWP/HMRC](#).⁴ Relative low-income is defined as a family whose equivalised income is below 60 per cent of contemporary median income. Gross income measure is Before Housing Costs (BHC) and includes contributions from earnings, state support and pensions. The SB CPI uses the most recent available year's data, currently there is a one-year lag e.g., for SB CPI 2022 uses the CiLIF data for 2021-22.
- Free School Meals (**FSM**) – Source is SBC. The proportion of pupils recorded for Free School Meals of all pupils in area for school year.
- Clothing Grant (**CLG**) - Source is SBC. The proportion of pupils recorded for Clothing Grant of all pupils in area for school year.
- Educational Maintenance Allowance (**EMA16+**) – Source is SBC. The proportion of pupils who are aged 16 or older (before 01 March of school year) who receive Educational Maintenance Allowance.

⁴ *The calculation of proportion of Children in Low Income Families for the purpose of the Scottish Borders Child Poverty Index differs to 'official statistics' due to the availability of the data from Stat-Xplore. The children in Stat-Xplore are defined as dependent individuals aged under 16; or aged 16 to 19 in full-time non-advanced education or in unwaged government training. (Not just those aged under 16 – unable to group into age bands). The figure for all children is then expressed as proportion of those aged 0 to 15 as published by NRS. It is recognised that this calculation is imperfect, but practical for the purpose of the SB CPI.



The table below shows the results for the Scottish Borders for 2017 to 2022.

Child Poverty Index Component / Year	SB CPI 2017	SB CPI 2018	SB CPI 2019	SB CPI 2020	SB CPI 2021	SB CPI 2022
Children in Low Income Families - CiLIF (DWP)*	19.0%	20.7%	20.5%	22.0%	18.0%	23.8%
Free School Meals - FSM (SBC)	10.0%	10.4%	11.6%	15.7%	15.4%	15.8%
Clothing Grant - CLG (SBC)	14.6%	15.1%	15.2%	18.1%	18.0%	18.8%
Educational Maintenance Allowance 16+ - EMA16+ (SBC)	8.2%	6.2%	3.8%	16.0%	10.0%	10.5%

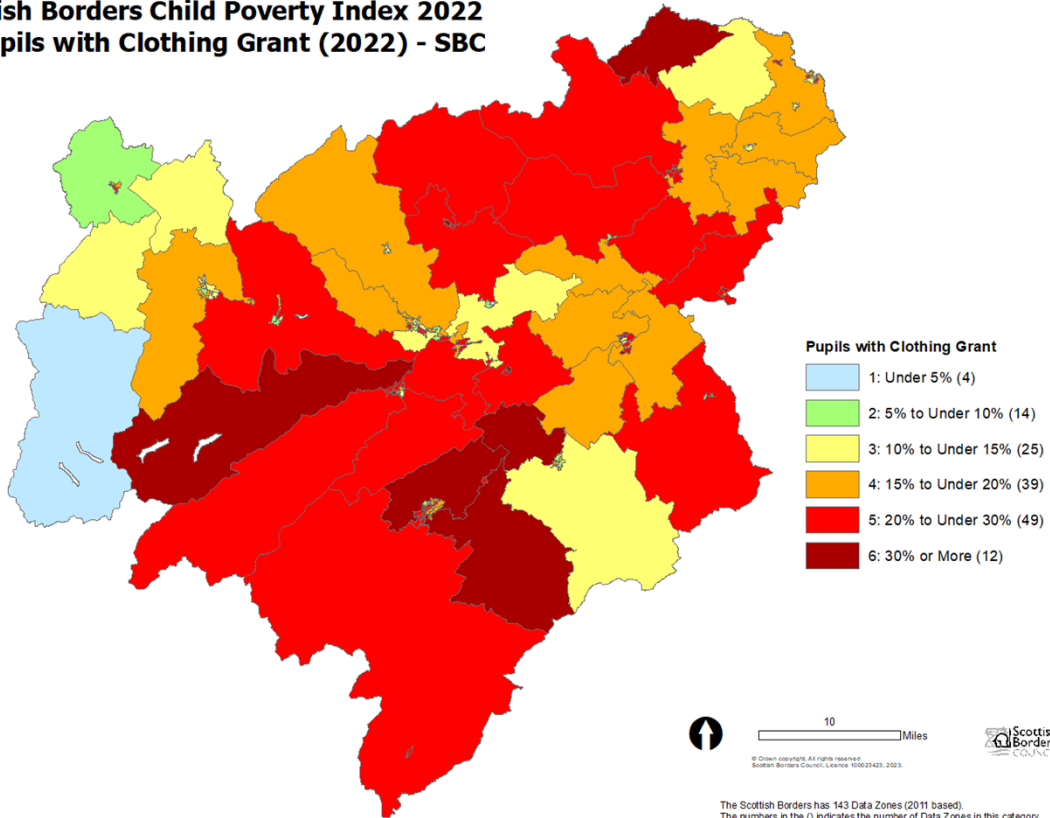
The table below highlights observations for each component of the Scottish Borders Child Poverty Index 2022.

Child Poverty Index Component	2022 Observations
Children in Low Income Families - CiLIF (DWP)*	<ul style="list-style-type: none"> • All data zones in the Scottish Borders had Children in Low Income Families. • All localities had at least one data zone with 40% or more Children in Low Income Families
Free School Meals - FSM (SBC)	<ul style="list-style-type: none"> • In 78% of data zones 10% or more pupils are registered for Free School Meals in Seemis.
Clothing Grant - CLG (SBC)	<ul style="list-style-type: none"> • In 87% of data zones 10% or more pupils are registered for Clothing Grant in Seemis.
Educational Maintenance Allowance 16+ - EMA16+ (SBC)	<ul style="list-style-type: none"> • In 25% of data zones 10% or more pupils aged 16+ received Educational Maintenance Allowance recorded in Seemis. • In 66% of data zones no pupil aged 16+ received Educational Maintenance Allowance a marked difference to previous years. • The take-up of EMA was noticeably more frequent in the Tweeddale locality. • The non-take-up of EMA in many data zones reduced the number of data zones in the 'Higher' child poverty level group.

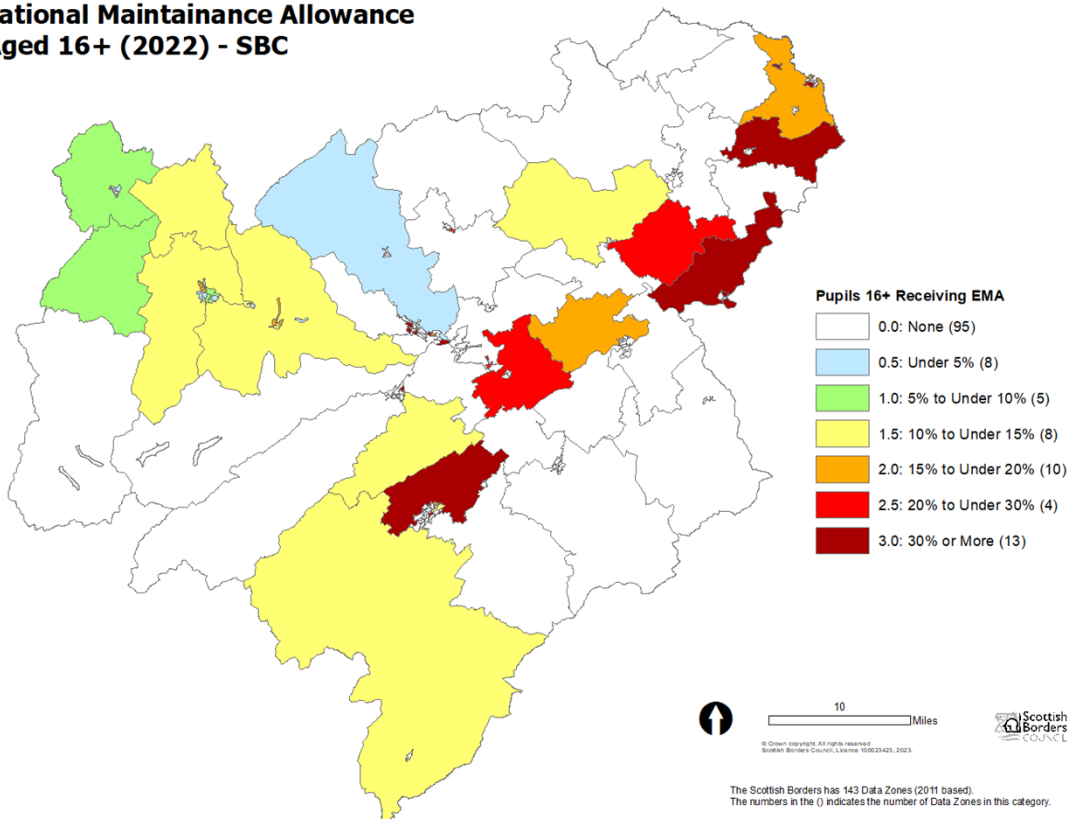
Below are the maps for each component, showing the results for each of the 143 data zones in the Scottish Borders.



Scottish Borders Child Poverty Index 2022
% Pupils with Clothing Grant (2022) - SBC

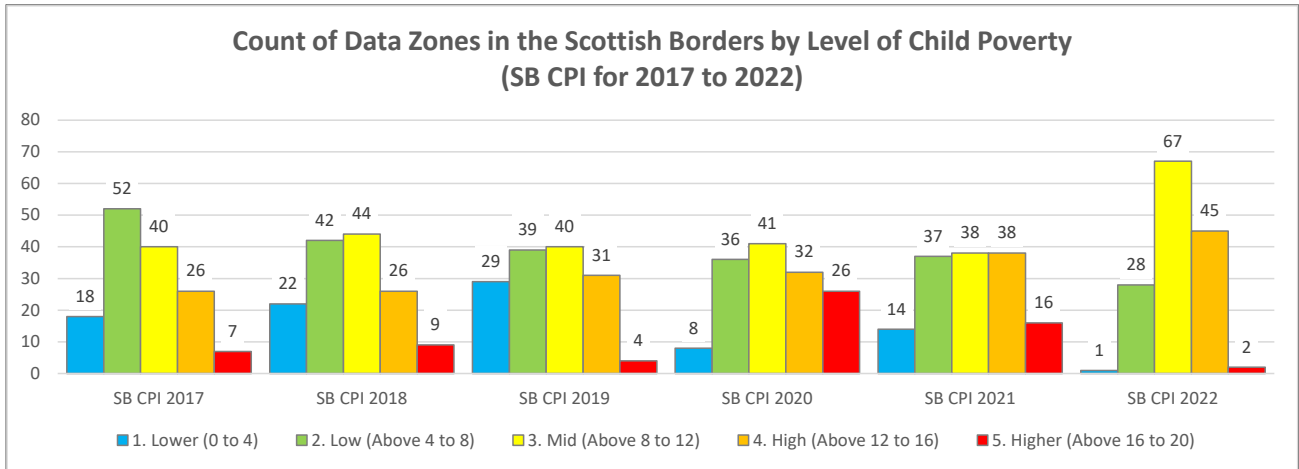


Scottish Borders Child Poverty Index 2022
% Educational Maintainance Allowance
Pupils Aged 16+ (2022) - SBC



Scottish Borders Child Poverty Level Change Over Time

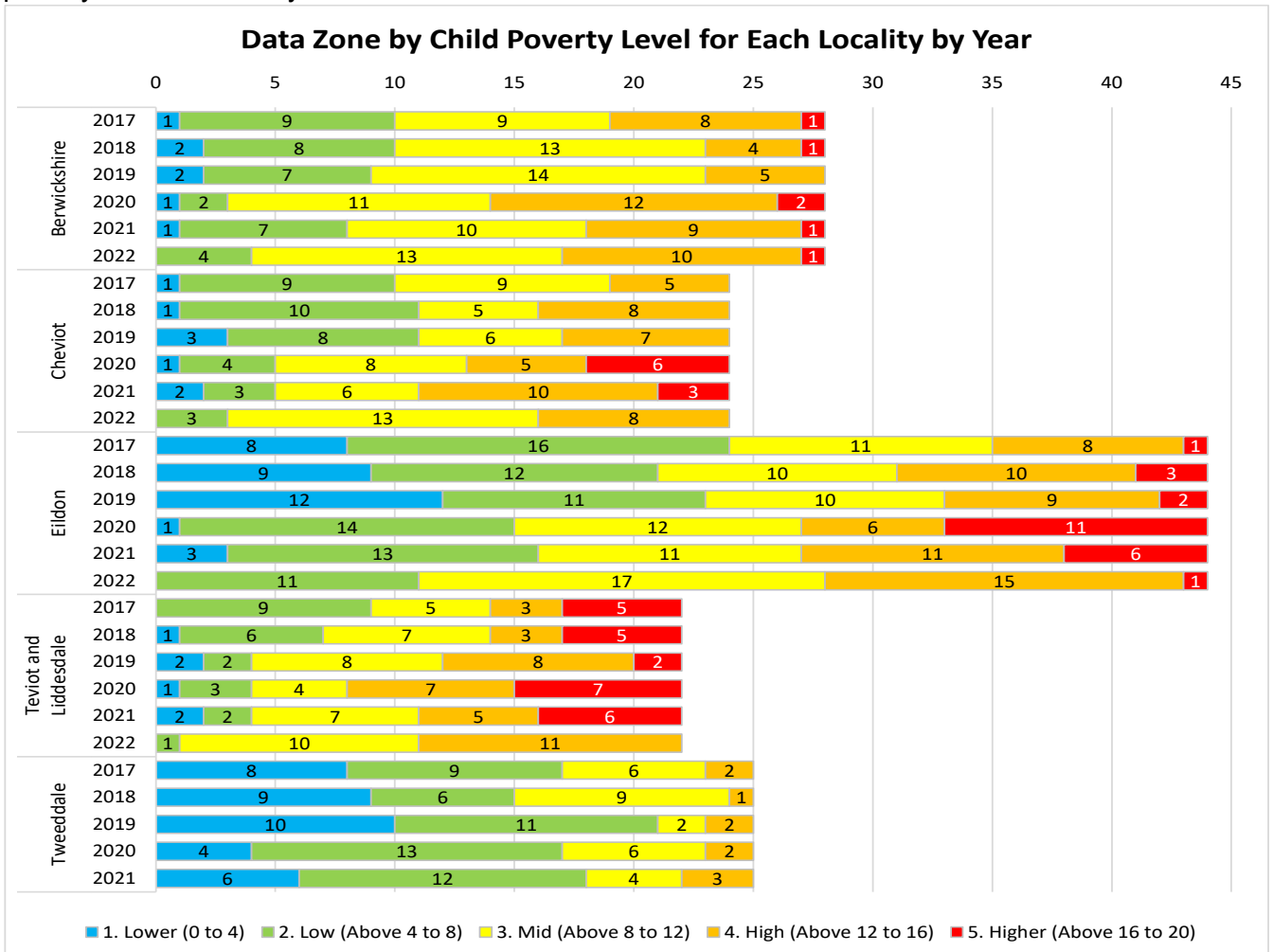
The graph below shows the distribution of data zones by level of child poverty for between 2017 and 2022.



Level of Child Poverty 2017 – 2022, SBC, Locality and Data Zone

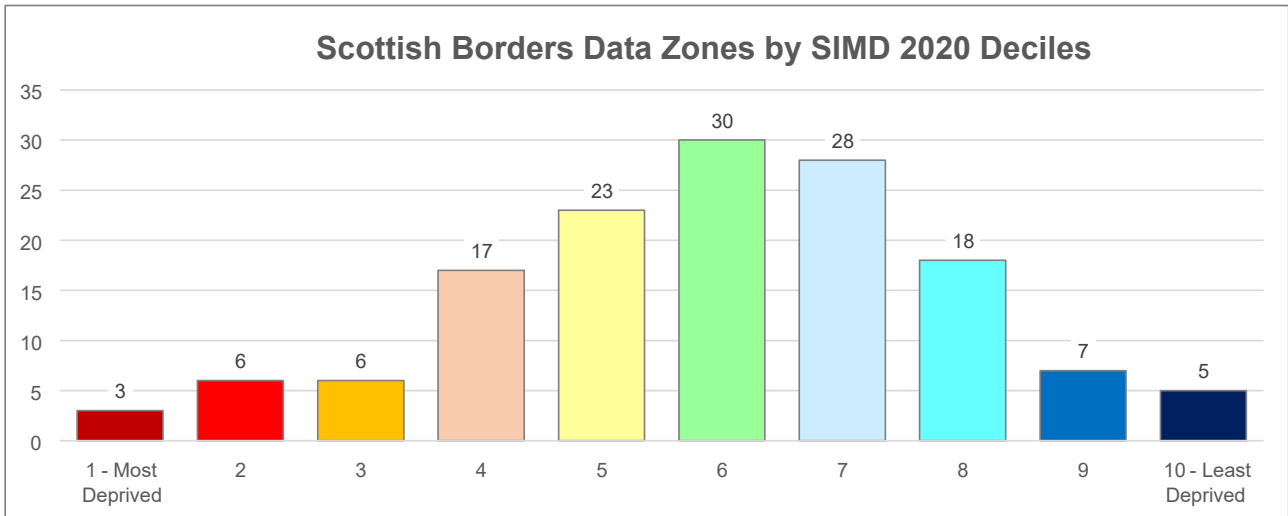
The graph below lists the data zones within each locality along with its SIMD2020 decile and the SB CPI level for 2017, 2018, 2019, 2020, 2022 and 2022.

The graph below shows the distribution of data zones in each of the localities by level of child poverty for each of the years.

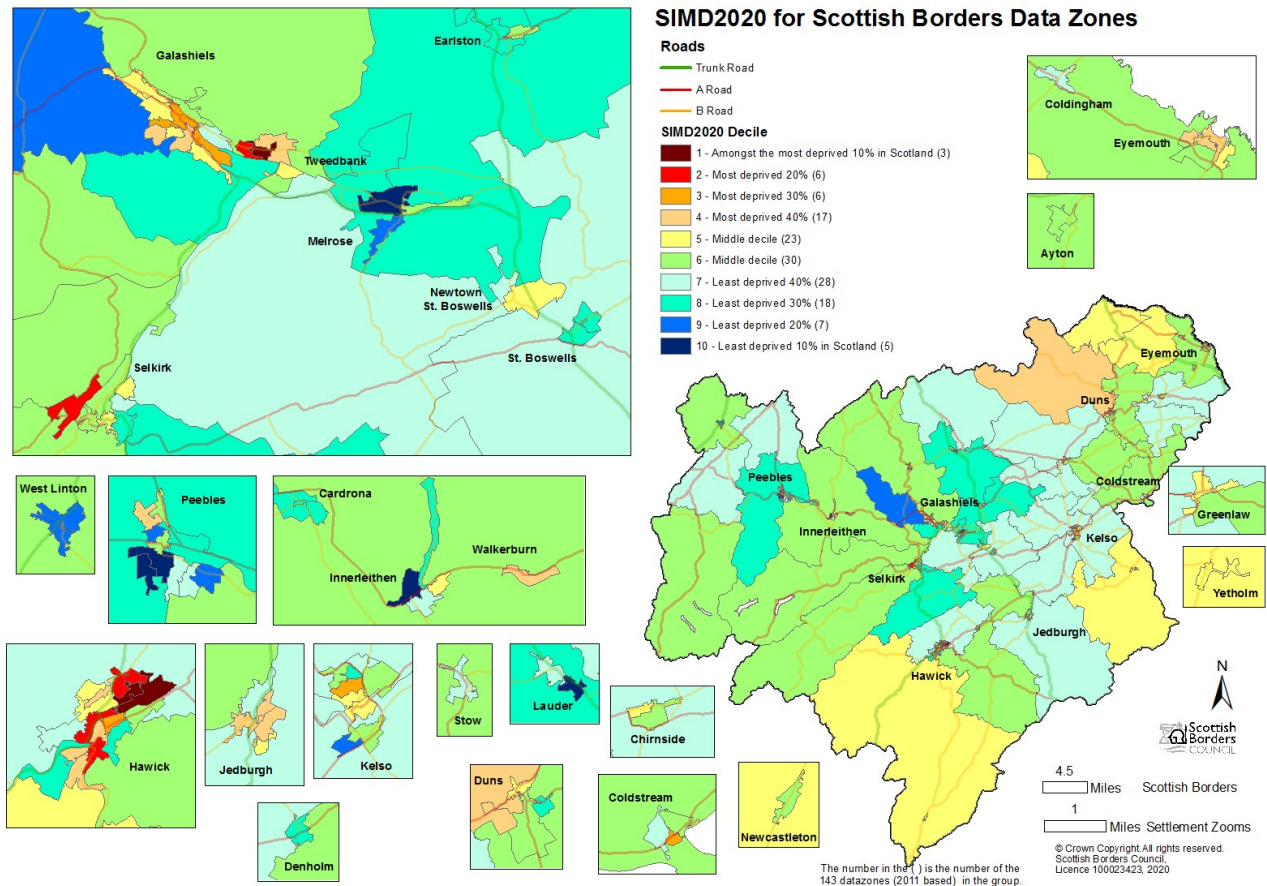


The Scottish Index of Multiple Deprivation (SIMD) is a good tool for identifying overall deprivation, however, it is not poverty specific, or child focused. The SB CPI is a tactile index created to enable better insight into child poverty within the Scottish Borders. This is a basic comparison between SIMD2020 Decile and SB CPI Score.

The graph below shows the count of the 143 data zones in the Scottish Borders by the SIMD 2020 Decile.



The map below shows the Scottish Borders data zones and the SIMD2020 decile.



Scottish Borders Child Poverty Index 2022: Non-Denominational Primary School Ranking

Each data zone in the Scottish Borders is 'best fit' allocated to a non-denominational primary school. Each non-denominational primary school has a SB CPI2022 score based on the four Scottish Borders Child Poverty Index components which are:

- Percent of Children in Low Income Families (CiLIF) 2021-22 from DWP / NRS
- Percent of Pupils in Receipt of Free School Meals (FSM) 2022 from SBC's SEEMIS
- Percent of Pupils in Receipt of Clothing Grant (CG) 2022 from SBC's SEEMIS
- Percent of Pupils Aged 16+ in Receipt of Education Maintenance Allowance (EMA) 2022 from SBC's SEEMIS (1/2 weighting)

The table below shows the SB CPI 2022 score for each non-denominational primary school and the SB CPI 2022 level for each of the data zones in the school's best fit catchment.

Scottish Borders

12.5 High 1 28 67 45 2 143

SB CPI 2022 ND Primary School Rank	Secondary School	Primary School	School SB CPI 2022 Score (Max 20)	School SB CPI 2022 Level	SB CPI 2022 Level					Count of Data Zones
					Lower	Low	Mid	High	Higher	
1	Eyemouth High School	Coldingham Primary	17.0	Higher					1	1
2	Berwickshire High School	Coldstream Primary	16.0	High			1	3		4
2	Selkirk High School	Philiphaugh Primary	16.0	High				2		2
4	Hawick High School	Burnfoot Primary	15.5	High			1	3		4
4	Earlston High School	St Boswells Primary	15.5	High			1	2		3
6	Eyemouth High School	Cockburnspath Primary	15.0	High				1		1
7	Eyemouth High School	Eyemouth Primary	14.5	High			4	1		5
7	Earlston High School	Newtown Primary	14.5	High			2	1		3
9	Galashiels Academy	Burgh Primary	14.0	High			2	1		3
9	Hawick High School	Stirches Primary	14.0	High		1		1		2
9	Hawick High School	Trinity Primary	14.0	High			1	1		2
12	Selkirk High School	Knowepark Primary	13.5	High		1	2	1	1	5
12	Selkirk High School	Lilliesleaf Primary	13.5	High				1		1
14	Kelso High School	Broomlands Primary	13.0	High			1	3		4
14	Hawick High School	Denholm Primary	13.0	High			1	1		2
14	Hawick High School	Drumlanrig St Cuthberts Primary	13.0	High			5	4		9
14	Kelso High School	Ednam Primary	13.0	High				1		1
14	Earlston High School	Lauder Primary	13.0	High			1	2		3
14	Hawick High School	Newcastleton Primary	13.0	High				1		1
14	Berwickshire High School	Swinton Primary	13.0	High			1	1		2
14	Galashiels Academy	Tweedbank Primary	13.0	High		2		1		3
14	Hawick High School	Wilton Primary	13.0	High			2			2
14	Selkirk High School	Yarrow Primary	13.0	High				1		1
24	Galashiels Academy	Balmoral Primary	12.5	High			2	2		4
24	Galashiels Academy	Langlee Primary	12.5	High		1	1	2		4
26	Jedburgh Grammar	Ancrum Primary	12.0	Mid			1	1		2
26	Berwickshire High School	Duns Primary	12.0	Mid			4	2		6
26	Kelso High School	Edenside Primary	12.0	Mid			4	1		5
26	Kelso High School	Morebattle Primary	12.0	Mid			1			1
30	Eyemouth High School	Ayton Primary	11.5	Mid		1		1		2
30	Berwickshire High School	Chirnside Primary	11.5	Mid		1	1	1		3
30	Galashiels Academy	Fountainhall Primary and Heriot Primary	11.5	Mid			1			1
30	Earlston High School	Westruther Primary	11.5	Mid			1			1
34	Earlston High School	Channelkirk Primary	11.0	Mid			1			1
34	Selkirk High School	Kirkhope Primary	11.0	Mid			1			1
34	Galashiels Academy	St Peters Primary	11.0	Mid		1	1	1		3
34	Peebles High School	St Ronans Primary	11.0	Mid		2	2	1		5

Scottish Borders

12.5 High 1 28 67 45 2 143

SB CPI 2022 ND Primary School Rank	Secondary School	Primary School	School SB CPI 2022 Score (Max 20)	School SB CPI 2022 Level	SB CPI 2022 Level					Count of Data Zones
					Lower	Low	Mid	High	Higher	
38	Galashiels Academy	Clovenfords Primary	10.0	Mid			1			1
38	Jedburgh Grammar	Jedburgh Primary	10.0	Mid		2	4			6
38	Kelso High School	Sprouston Primary	10.0	Mid			1			1
41	Peebles High School	Priorsford Primary	9.5	Mid		2	4			6
42	Earlston High School	Gordon Primary	9.0	Mid			1			1
42	Earlston High School	Melrose Primary	9.0	Mid		1	3			4
44	Peebles High School	Eddleston Primary	8.5	Mid			1			1
44	Peebles High School	Kingsland Primary	8.5	Mid		2	4			6
44	Peebles High School	West Linton Primary	8.5	Mid		1	2			3
47	Peebles High School	Newlands Primary	8.0	Low		1				1
47	Galashiels Academy	Stow Primary	8.0	Low		1				1
49	Earlston High School	Earlston Primary	7.0	Low		3				3
49	Galashiels Academy	Glendinning Primary	7.0	Low		1				1
49	Eyemouth High School	Reston Primary	7.0	Low		1				1
52	Berwickshire High School	Greenlaw Primary	6.0	Low		1				1
52	Kelso High School	Yetholm Primary	6.0	Low		1				1
54	Peebles High School	Walkerburn Primary	5.5	Low		1				1
55	Peebles High School	Broughton Primary	3.0	Lower	1					1

Level of Child Poverty 2017 – 2022, SBC, Ward, and Data Zone

Area	SB CPI 2017 Level	SB CPI 2018 Level	SB CPI 2019 Level	SB CPI 2020 Level	SB CPI 2021 Level	SB CPI 2022 Level
Scottish Borders	3. Mid	3. Mid	3. Mid	4. High	3. Mid	4. High
East Berwickshire	3. Mid	3. Mid	3. Mid	4. High	4. High	3. Mid
Mid Berwickshire	2. Low	2. Low	2. Low	3. Mid	2. Low	4. High
Jedburgh and District	3. Mid	3. Mid	3. Mid	4. High	4. High	3. Mid
Kelso and District	3. Mid	4. High	3. Mid	4. High	3. Mid	4. High
Galashiels and District	3. Mid	3. Mid	4. High	4. High	4. High	3. Mid
Leaderdale and Melrose	2. Low	2. Low	2. Low	2. Low	2. Low	3. Mid
Selkirkshire	3. Mid	3. Mid	3. Mid	4. High	3. Mid	4. High
Hawick and Denholm	4. High	4. High	4. High	5. Higher	4. High	4. High
Hawick and Hermitage	3. Mid	3. Mid	3. Mid	4. High	3. Mid	4. High
Tweeddale East	2. Low	2. Low	2. Low	2. Low	2. Low	3. Mid
Tweeddale West	2. Low	2. Low	2. Low	2. Low	2. Low	3. Mid

Berwickshire

Area	SB CPI 2017 Level	SB CPI 2018 Level	SB CPI 2019 Level	SB CPI 2020 Level	SB CPI 2021 Level	SB CPI 2022 Level
Scottish Borders	3. Mid	3. Mid	3. Mid	4. High	3. Mid	4. High
East Berwickshire	3. Mid	3. Mid	3. Mid	4. High	4. High	3. Mid

Data Zone 2011 Code and Name	SIMD2020 Decile v2	SB CPI 2017 Level	SB CPI 2018 Level	SB CPI 2019 Level	SB CPI 2020 Level	SB CPI 2021 Level	SB CPI 2022 Level
S01012309: Ayton	6	2. Low	3. Mid	2. Low	4. High	4. High	2. Low
S01012310: St Abbs and Eyemouth Landward	6	2. Low	2. Low	3. Mid	4. High	4. High	4. High
S01012311: Coldingham	7	5. Higher	5. Higher	3. Mid	5. Higher	5. Higher	5. Higher
S01012312: Reston and Coldingham Moor Area	5	4. High	3. Mid	3. Mid	3. Mid	3. Mid	2. Low
S01012313: Cockburnspath and Area	5	2. Low	3. Mid	2. Low	4. High	3. Mid	4. High
S01012314: Eyemouth - Gungreen	5	4. High	3. Mid	4. High	5. Higher	4. High	4. High
S01012315: Eyemouth - Seafront Harbour	4	2. Low	1. Lower	2. Low	3. Mid	2. Low	3. Mid
S01012316: Eyemouth - Central	4	3. Mid	3. Mid	4. High	4. High	4. High	3. Mid
S01012317: Eyemouth - South	6	3. Mid	2. Low	3. Mid	4. High	4. High	3. Mid
S01012318: Eyemouth - North	4	4. High	4. High	4. High	4. High	4. High	3. Mid
S01012320: Chirnside - West	5	4. High	4. High	4. High	4. High	3. Mid	2. Low
S01012321: Chirnside - East	6	3. Mid	3. Mid	3. Mid	3. Mid	3. Mid	3. Mid
S01012322: Whitsome Allanton and Hutton Area	7	2. Low	2. Low	1. Lower	3. Mid	2. Low	3. Mid
S01012323: Fouliden and Area	7	3. Mid	3. Mid	3. Mid	3. Mid	2. Low	4. High

Area	SB CPI 2017 Level	SB CPI 2018 Level	SB CPI 2019 Level	SB CPI 2020 Level	SB CPI 2021 Level	SB CPI 2022 Level
Scottish Borders	3. Mid	3. Mid	3. Mid	4. High	3. Mid	4. High
Mid Berwickshire	2. Low	2. Low	2. Low	3. Mid	2. Low	4. High

Data Zone 2011 Code and Name	SIMD2020 Decile v2	SB CPI 2017 Level	SB CPI 2018 Level	SB CPI 2019 Level	SB CPI 2020 Level	SB CPI 2021 Level	SB CPI 2022 Level
S01012300: Greenlaw	5	4. High	4. High	4. High	4. High	3. Mid	2. Low
S01012301: Swinton Leithholm and Fogo Area	6	2. Low	2. Low	2. Low	3. Mid	3. Mid	4. High
S01012302: Cranshaws - Abbey St Bathans Area	4	3. Mid	2. Low	2. Low	3. Mid	3. Mid	4. High
S01012303: Westruther and Polwarth Area	7	1. Lower	1. Lower	1. Lower	1. Lower	1. Lower	3. Mid
S01012304: Gordon and Hume Area	7	2. Low	2. Low	2. Low	2. Low	2. Low	3. Mid
S01012305: Duns - South	6	2. Low	2. Low	3. Mid	4. High	3. Mid	3. Mid
S01012306: Duns - West	4	4. High	3. Mid	3. Mid	4. High	4. High	3. Mid
S01012307: Duns - North	5	3. Mid	3. Mid	3. Mid	3. Mid	2. Low	4. High
S01012308: Duns - East	8	3. Mid	3. Mid	2. Low	3. Mid	3. Mid	3. Mid
S01012319: Preston and Manderston Area	6	3. Mid	3. Mid	3. Mid	2. Low	2. Low	3. Mid
S01012324: Birgham and Ladykirk Area	6	3. Mid	3. Mid	3. Mid	3. Mid	4. High	4. High
S01012325: Coldstream - West	7	2. Low	2. Low	3. Mid	3. Mid	2. Low	4. High
S01012326: Coldstream - South	3	4. High	4. High	3. Mid	4. High	4. High	3. Mid
S01012327: Coldstream - East	6	4. High	3. Mid	3. Mid	4. High	3. Mid	4. High

Cheviot

Area	SB CPI 2017 Level	SB CPI 2018 Level	SB CPI 2019 Level	SB CPI 2020 Level	SB CPI 2021 Level	SB CPI 2022 Level
Scottish Borders	3. Mid	3. Mid	3. Mid	4. High	3. Mid	4. High
Jedburgh and District	3. Mid	3. Mid	3. Mid	4. High	4. High	3. Mid

Data Zone 2011 Code and Name	SIMD2020 Decile v2	SB CPI 2017 Level	SB CPI 2018 Level	SB CPI 2019 Level	SB CPI 2020 Level	SB CPI 2021 Level	SB CPI 2022 Level
S01012341: Oxnam and Camptown Area	7	2. Low	2. Low	1. Lower	3. Mid	2. Low	3. Mid
S01012342: Ancrum and Lanton Area	6	2. Low	2. Low	2. Low	3. Mid	3. Mid	4. High
S01012343: Roxburgh Heiton Eckford Area	7	2. Low	2. Low	2. Low	2. Low	3. Mid	3. Mid
S01012346: Dryburgh Charlesfield Maxton Area	7	3. Mid	2. Low	2. Low	3. Mid	3. Mid	4. High
S01012347: St Boswells - East	8	2. Low	2. Low	3. Mid	4. High	4. High	4. High
S01012348: St Boswells - West	8	2. Low	2. Low	2. Low	2. Low	3. Mid	3. Mid
S01012349: Jedburgh - Howden	5	4. High	4. High	4. High	4. High	4. High	3. Mid
S01012350: Jedburgh - Doom Hill	4	4. High	4. High	4. High	5. Higher	4. High	2. Low
S01012351: Jedburgh - East Central	4	3. Mid	3. Mid	4. High	5. Higher	5. Higher	3. Mid
S01012352: Jedburgh - West Central	7	2. Low	3. Mid	3. Mid	5. Higher	4. High	2. Low
S01012353: Jedburgh - Abbey	4	3. Mid	4. High	3. Mid	4. High	4. High	3. Mid

Area	SB CPI 2017 Level	SB CPI 2018 Level	SB CPI 2019 Level	SB CPI 2020 Level	SB CPI 2021 Level	SB CPI 2022 Level
Scottish Borders	3. Mid	3. Mid	3. Mid	4. High	3. Mid	4. High
Kelso and District	3. Mid	4. High	3. Mid	4. High	3. Mid	4. High

Data Zone 2011 Code and Name	SIMD2020 Decile v2	SB CPI 2017 Level	SB CPI 2018 Level	SB CPI 2019 Level	SB CPI 2020 Level	SB CPI 2021 Level	SB CPI 2022 Level
S01012328: Town Yetholm	5	4. High	4. High	3. Mid	4. High	3. Mid	2. Low
S01012329: Morebattle Hownam and Area	5	2. Low	2. Low	2. Low	3. Mid	3. Mid	3. Mid
S01012330: Kelso S - Pinnaclehill	6	3. Mid	4. High	4. High	3. Mid	4. High	3. Mid
S01012331: Kelso S - Maxwellheugh	9	1. Lower	1. Lower	1. Lower	1. Lower	1. Lower	3. Mid
S01012332: Smailholm Stitchill and Ednam Area	7	3. Mid	3. Mid	2. Low	3. Mid	4. High	4. High
S01012333: Sprouston and Area	7	2. Low	2. Low	1. Lower	2. Low	1. Lower	3. Mid
S01012334: Kelso N - High Croft Orchard Park	6	4. High	4. High	4. High	5. Higher	4. High	3. Mid
S01012335: Kelso N - Hendersyde Oakfield	7	3. Mid	2. Low	3. Mid	2. Low	2. Low	4. High
S01012336: Kelso N - Abbotseat	8	3. Mid	3. Mid	2. Low	3. Mid	4. High	4. High
S01012337: Kelso N - Poynder Park	3	3. Mid	4. High	4. High	5. Higher	5. Higher	3. Mid
S01012338: Kelso S - Bowmont and Edenside	5	3. Mid	3. Mid	3. Mid	4. High	5. Higher	3. Mid
S01012339: Kelso S - Abbey	5	2. Low	2. Low	2. Low	3. Mid	2. Low	4. High
S01012340: Kelso S - Broomlands	6	4. High	4. High	4. High	5. Higher	4. High	4. High

Eildon

Area	SB CPI 2017 Level	SB CPI 2018 Level	SB CPI 2019 Level	SB CPI 2020 Level	SB CPI 2021 Level	SB CPI 2022 Level
Scottish Borders	3. Mid	3. Mid	3. Mid	4. High	3. Mid	4. High
Galashiels and District	3. Mid	3. Mid	4. High	4. High	4. High	3. Mid

Data Zone 2011 Code and Name	SIMD2020 Decile v2	SB CPI 2017 Level	SB CPI 2018 Level	SB CPI 2019 Level	SB CPI 2020 Level	SB CPI 2021 Level	SB CPI 2022 Level
S01012271: Heriot - Fountainhall - Stow Landward	6	2. Low	3. Mid	3. Mid	4. High	4. High	3. Mid
S01012272: Stow	7	1. Lower	1. Lower	1. Lower	2. Low	2. Low	2. Low
S01012274: Galashiels - N - Halliburton	6	2. Low	2. Low	2. Low	3. Mid	3. Mid	2. Low
S01012275: Galashiels - N - Town Centre	3	3. Mid	4. High	4. High	5. Higher	5. Higher	3. Mid
S01012276: Galashiels - N - Windyknowe	5	1. Lower	2. Low	1. Lower	2. Low	2. Low	4. High
S01012277: Galashiels - N - Wood St	5	4. High	4. High	4. High	5. Higher	4. High	4. High
S01012278: Galashiels - W - Old Town	4	4. High	4. High	3. Mid	3. Mid	2. Low	3. Mid
S01012279: Galashiels - W - Thistle St	3	4. High	4. High	4. High	5. Higher	5. Higher	3. Mid
S01012280: Galashiels - W - Balmoral Rd	4	3. Mid	4. High	4. High	5. Higher	5. Higher	4. High
S01012281: Galashiels - W - Balmoral Pl	5	3. Mid	4. High	3. Mid	3. Mid	3. Mid	3. Mid
S01012282: Galashiels - S - Netherdale	8	1. Lower	1. Lower	2. Low	2. Low	1. Lower	2. Low
S01012283: Galashiels - S - St Peters Sch	5	4. High	4. High	3. Mid	4. High	4. High	3. Mid
S01012284: Galashiels - S - Huddersfield	3	4. High	4. High	4. High	4. High	4. High	4. High
S01012285: Galashiels - S - Glenfield	7	2. Low	1. Lower	2. Low	2. Low	2. Low	3. Mid
S01012286: Gala - Langlee - East	4	3. Mid	3. Mid	3. Mid	5. Higher	4. High	2. Low
S01012287: Gala - Langlee - Central	1	4. High	5. Higher	5. Higher	5. Higher	5. Higher	4. High
S01012288: Gala - Langlee - West	2	4. High	5. Higher	5. Higher	5. Higher	5. Higher	4. High

Area	SB CPI 2017 Level	SB CPI 2018 Level	SB CPI 2019 Level	SB CPI 2020 Level	SB CPI 2021 Level	SB CPI 2022 Level
Scottish Borders	3. Mid	3. Mid	3. Mid	4. High	3. Mid	4. High
Leaderdale and Melrose	2. Low	2. Low	2. Low	2. Low	2. Low	3. Mid

Data Zone 2011 Code and Name	SIMD2020 Decile v2	SB CPI 2017 Level	SB CPI 2018 Level	SB CPI 2019 Level	SB CPI 2020 Level	SB CPI 2021 Level	SB CPI 2022 Level
S01012268: Earlston and Melrose Landward	8	2. Low	2. Low	2. Low	3. Mid	3. Mid	2. Low
S01012269: Earlston - West	8	2. Low	2. Low	2. Low	2. Low	2. Low	2. Low
S01012270: Earlston - East	6	2. Low	3. Mid	2. Low	3. Mid	3. Mid	2. Low
S01012289: Gattonside - Darnick - Chiefswood	8	2. Low	1. Lower	1. Lower	1. Lower	1. Lower	2. Low
S01012290: Melrose - Newstead	6	2. Low	2. Low	2. Low	3. Mid	3. Mid	3. Mid
S01012291: Melrose - Dingleton Hill	9	2. Low	2. Low	1. Lower	2. Low	2. Low	3. Mid
S01012292: Melrose - High Street	10	1. Lower	1. Lower	1. Lower	2. Low	2. Low	3. Mid
S01012293: Tweedbank - West	6	2. Low	2. Low	2. Low	4. High	3. Mid	2. Low
S01012294: Tweedbank - North	5	4. High	3. Mid	3. Mid	3. Mid	4. High	2. Low
S01012295: Tweedbank - East	7	3. Mid	2. Low	1. Lower	2. Low	2. Low	4. High
S01012296: Lauder - South	10	2. Low	1. Lower	1. Lower	2. Low	2. Low	4. High
S01012297: Blainslie and Legerwood	8	1. Lower	1. Lower	1. Lower	2. Low	1. Lower	3. Mid
S01012298: Lauder - North	7	3. Mid	3. Mid	1. Lower	3. Mid	2. Low	4. High
S01012299: Oxtton and Area	7	1. Lower	1. Lower	1. Lower	2. Low	2. Low	3. Mid

Area	SB CPI 2017 Level	SB CPI 2018 Level	SB CPI 2019 Level	SB CPI 2020 Level	SB CPI 2021 Level	SB CPI 2022 Level
Scottish Borders	3. Mid	3. Mid	3. Mid	4. High	3. Mid	4. High
Selkirkshire	3. Mid	3. Mid	3. Mid	4. High	3. Mid	4. High

Data Zone 2011 Code and Name	SIMD2020 Decile v2	SB CPI 2017 Level	SB CPI 2018 Level	SB CPI 2019 Level	SB CPI 2020 Level	SB CPI 2021 Level	SB CPI 2022 Level
S01012344: Newtown St Boswells - South	5	3. Mid	3. Mid	3. Mid	5. Higher	4. High	3. Mid
S01012345: Newtown St Boswells - North	7	2. Low	3. Mid	3. Mid	5. Higher	4. High	4. High
S01012376: Ashkirk Lilliesleaf and Midlem Area	8	2. Low	2. Low	2. Low	2. Low	3. Mid	4. High
S01012377: Bowden and Lindean Area	7	1. Lower	1. Lower	1. Lower	2. Low	2. Low	3. Mid
S01012378: Ettrick Water and Bowhill Area	6	2. Low	2. Low	2. Low	3. Mid	2. Low	3. Mid
S01012379: Yarrow Water and Sunderland Area	6	1. Lower	3. Mid	1. Lower	3. Mid	3. Mid	4. High
S01012380: Selkirk - Shawburn	5	3. Mid	4. High	4. High	4. High	4. High	5. Higher
S01012381: Selkirk - Town Centre	5	2. Low	3. Mid	4. High	5. Higher	4. High	3. Mid
S01012382: Selkirk - Hillside Terrace	8	2. Low	2. Low	2. Low	3. Mid	3. Mid	2. Low
S01012383: Selkirk - Shawpark	7	3. Mid	4. High	3. Mid	3. Mid	3. Mid	3. Mid
S01012384: Selkirk - Dunsdale	6	3. Mid	2. Low	4. High	4. High	4. High	4. High
S01012385: Selkirk - Heatherlie	6	3. Mid	3. Mid	3. Mid	2. Low	3. Mid	4. High
S01012386: Selkirk - Bannerfield	2	5. Higher	5. Higher	4. High	5. Higher	5. Higher	4. High

Teviot and Liddesdale

Area	SB CPI 2017 Level	SB CPI 2018 Level	SB CPI 2019 Level	SB CPI 2020 Level	SB CPI 2021 Level	SB CPI 2022 Level
Scottish Borders	3. Mid	3. Mid	3. Mid	4. High	3. Mid	4. High
Hawick and Denholm	4. High	4. High	4. High	5. Higher	4. High	4. High

Data Zone 2011 Code and Name	SIMD2020 Decile v2	SB CPI 2017 Level	SB CPI 2018 Level	SB CPI 2019 Level	SB CPI 2020 Level	SB CPI 2021 Level	SB CPI 2022 Level
S01012356: Denholm	8	2. Low	2. Low	2. Low	3. Mid	3. Mid	3. Mid
S01012357: Minto Cauldmill and Boonraw Area	7	2. Low	3. Mid	1. Lower	1. Lower	1. Lower	4. High
S01012358: Bonchester Bridge and Chesters Area	6	2. Low	2. Low	3. Mid	3. Mid	3. Mid	4. High
S01012359: Hawick - Burnfoot - South East	1	5. Higher	5. Higher	4. High	5. Higher	5. Higher	4. High
S01012360: Hawick - Burnfoot - Central	1	5. Higher	4. High	4. High	5. Higher	5. Higher	4. High
S01012361: Hawick - Burnfoot - West	2	5. Higher	5. Higher	4. High	5. Higher	5. Higher	3. Mid
S01012362: Hawick - Burnfoot - North	2	5. Higher	5. Higher	5. Higher	5. Higher	5. Higher	4. High
S01012368: Hawick West End - Wilton Dean	7	2. Low	2. Low	3. Mid	2. Low	2. Low	3. Mid
S01012372: Hawick North - Commercial Road	2	4. High	5. Higher	4. High	5. Higher	5. Higher	4. High
S01012373: Hawick North - Wilton Hill	5	3. Mid	3. Mid	3. Mid	3. Mid	3. Mid	3. Mid
S01012374: Hawick North - Stirtches	5	2. Low	2. Low	3. Mid	4. High	3. Mid	2. Low
S01012375: Hawick North - Silverbuthall	4	4. High	3. Mid	3. Mid	3. Mid	4. High	3. Mid

Area	SB CPI 2017 Level	SB CPI 2018 Level	SB CPI 2019 Level	SB CPI 2020 Level	SB CPI 2021 Level	SB CPI 2022 Level
Scottish Borders	3. Mid	3. Mid	3. Mid	4. High	3. Mid	4. High
Hawick and Hermitage	3. Mid	3. Mid	3. Mid	4. High	3. Mid	4. High

Data Zone 2011 Code and Name	SIMD2020 Decile v2	SB CPI 2017 Level	SB CPI 2018 Level	SB CPI 2019 Level	SB CPI 2020 Level	SB CPI 2021 Level	SB CPI 2022 Level
S01012354: Newcastleton	6	2. Low	4. High	3. Mid	4. High	4. High	4. High
S01012355: Teviothead and Hermitage Area	5	3. Mid	3. Mid	3. Mid	4. High	3. Mid	4. High
S01012363: Hawick Central - Wellogate	2	3. Mid	3. Mid	4. High	4. High	4. High	4. High
S01012364: Hawick Central - Trinity	3	3. Mid	3. Mid	4. High	5. Higher	4. High	4. High
S01012365: Hawick Central - Millers Knowes	8	2. Low	1. Lower	1. Lower	2. Low	1. Lower	3. Mid
S01012366: Hawick Central - Town Centre	4	5. Higher	5. Higher	5. Higher	5. Higher	5. Higher	3. Mid
S01012367: Hawick Central - Weensland	6	4. High	4. High	4. High	4. High	3. Mid	3. Mid
S01012369: Hawick West End - Crumhaughill and Parkdail	8	2. Low	2. Low	2. Low	2. Low	2. Low	3. Mid
S01012370: Hawick Central - Drumlanrig	4	2. Low	2. Low	3. Mid	4. High	4. High	3. Mid
S01012371: Hawick West End - Crumhaugh	4	3. Mid	3. Mid	4. High	4. High	3. Mid	4. High

Tweeddale

Area	SB CPI 2017 Level	SB CPI 2018 Level	SB CPI 2019 Level	SB CPI 2020 Level	SB CPI 2021 Level	SB CPI 2022 Level
Scottish Borders	3. Mid	3. Mid	3. Mid	4. High	3. Mid	4. High
Tweeddale East	2. Low	2. Low	2. Low	2. Low	2. Low	3. Mid

Data Zone 2011 Code and Name	SIMD2020 Decile v2	SB CPI 2017 Level	SB CPI 2018 Level	SB CPI 2019 Level	SB CPI 2020 Level	SB CPI 2021 Level	SB CPI 2022 Level
S01012256: Peebles - S - Calvary Park	9	2. Low	1. Lower	2. Low	2. Low	2. Low	2. Low
S01012257: Peebles - S - Gallow Hill	7	3. Mid	3. Mid	2. Low	3. Mid	3. Mid	3. Mid
S01012258: Peebles - S - Edderston Rd	10	1. Lower	1. Lower	1. Lower	1. Lower	1. Lower	3. Mid
S01012259: Peebles - S - Caledonian-Springhill	10	1. Lower	1. Lower	1. Lower	1. Lower	1. Lower	2. Low
S01012260: Peebles - S - Victoria Park	7	3. Mid	2. Low	2. Low	2. Low	3. Mid	3. Mid
S01012261: Cardrona	8	1. Lower	2. Low	2. Low	2. Low	2. Low	3. Mid
S01012262: Tweeddale East Landward	6	2. Low	2. Low	2. Low	2. Low	2. Low	4. High
S01012263: Walkerburn	4	4. High	3. Mid	3. Mid	3. Mid	3. Mid	2. Low
S01012264: Innerleithen - North	8	1. Lower	1. Lower	1. Lower	2. Low	2. Low	3. Mid
S01012265: Innerleithen - East	5	3. Mid	3. Mid	4. High	4. High	4. High	3. Mid
S01012266: Innerleithen - South	7	3. Mid	3. Mid	2. Low	3. Mid	4. High	2. Low
S01012267: Innerleithen - West	10	1. Lower	1. Lower	1. Lower	2. Low	2. Low	2. Low
S01012273: Clovenfords and Area	9	2. Low	2. Low	1. Lower	1. Lower	1. Lower	3. Mid

Area	SB CPI 2017 Level	SB CPI 2018 Level	SB CPI 2019 Level	SB CPI 2020 Level	SB CPI 2021 Level	SB CPI 2022 Level
Scottish Borders	3. Mid	3. Mid	3. Mid	4. High	3. Mid	4. High
Tweeddale West	2. Low	2. Low	2. Low	2. Low	2. Low	3. Mid

Data Zone 2011 Code and Name	SIMD2020 Decile v2	SB CPI 2017 Level	SB CPI 2018 Level	SB CPI 2019 Level	SB CPI 2020 Level	SB CPI 2021 Level	SB CPI 2022 Level
S01012244: Carllops Romannobridge	6	1. Lower	1. Lower	1. Lower	1. Lower	1. Lower	2. Low
S01012245: West Linton - Lower	9	1. Lower	1. Lower	1. Lower	2. Low	1. Lower	3. Mid
S01012246: West Linton - Upper	9	1. Lower	2. Low	2. Low	2. Low	3. Mid	3. Mid
S01012247: Eddleston and Area	7	2. Low	1. Lower	1. Lower	2. Low	1. Lower	3. Mid
S01012248: Stobo - Blyth Bridge - Skirling	7	3. Mid	3. Mid	2. Low	3. Mid	2. Low	2. Low
S01012249: Broughton and Upper Tweed	6	3. Mid	3. Mid	3. Mid	3. Mid	2. Low	1. Lower
S01012250: Glentress and Manor Valley	8	2. Low	1. Lower	1. Lower	2. Low	2. Low	3. Mid
S01012251: Peebles - N - Connor St	4	4. High	4. High	4. High	4. High	4. High	3. Mid
S01012252: Peebles North - Dalatho	6	2. Low	3. Mid	2. Low	3. Mid	2. Low	2. Low
S01012253: Peebles - N - Cuddyside	6	2. Low	3. Mid	2. Low	2. Low	2. Low	3. Mid
S01012254: Peebles - N - March St	9	2. Low	3. Mid	2. Low	2. Low	2. Low	3. Mid
S01012255: Peebles - N - Eastgate	8	2. Low	2. Low	1. Lower	2. Low	2. Low	2. Low

Appendix 1B – Scottish Borders Child Poverty Annual Progress Report 2022/23

Action	Poverty Driver*	Partners Involved	How will impact be assessed?	Intended beneficiaries or target groups	Best Start, Bright Futures Indicator**	Update
Employability Through these actions we will increase support available to parents, and uptake and awareness of that support, as well as giving parents access to skills, training and opportunities. This will strengthen the employment offer to parents and create new fair work opportunities, plus tackling inequalities which stop parents from entering and participating in the labour market.						
Parental Employability Project						
Continued support for the Parental Employability Project through collaborative development and implementation of Introduction to Childcare Course with Borders College.	1	SBC Borders College	Increased parental income and employment	Parents	A1	Delivery of Introduction to Social Care for Parents working with Parental Employability Support Team.
Support and enhance the Delivery of the Parental Employability Project through new Child Poverty monies and current NOLB funding.	1	SBC	Increase of parental employability	Parents	A1	SBC's Parental Employability Service continue with the provision of Community Drop-ins in both Galashiels and Hawick for parents seeking employability support. Childcare is provided within Burnfoot if required.
14+ and Transitions						
<p>Regular 14+ transition meetings with schools and partners. Signpost resource and support for those eligible students to help secure a positive and sustained destination. Offer taster sessions to try out volunteering.</p> <p>Work with partners including DYW, SDS and employers to start the barrier removal process for those 14+ that are on track to a negative destination. Work with the Employability Support Service (ESS) to develop pathways for young people into Project Search, MA's and Kickstart programmes.</p>	1	SBC Education CLD ESS SDS	Increased 14+ meetings Increased positive and sustained destinations	Children & Young People	A	<p>Regular meetings take place with all secondary schools and partners. Employability staff offer employability related activities, from barrier removal to supported employment.</p> <p>Those identified with additional needs have pathway meetings and NOLB Stage 1 are present at those meetings. Employability services are regular attenders at pathway and career events.</p> <p>The UK Government's Kickstart programme has ended as planned but continue to promote Modern Apprentice opportunities. The 14+ framework has been refreshed and been reviewed to reflect national developments in transitions for ASN young people. The three core</p>

Action	Poverty Driver*	Partners Involved	How will impact be assessed?	Intended beneficiaries or target groups	Best Start, Bright Futures Indicator**	Update
						partners that support 'Team Around the School Transitions' are school, SDS and DYW.
Undertake the Borders College 'Care Aware' initiative to provide support and a named person for care experienced young people and student carers.	1	SBC	Increased positive and sustained destinations	Young People	A	Work around transitions, and in particular school/college to post school, continues to be the focus of the YPG priority.
Work with and support ASN young people to better understand their World of Work and barriers they may encounter. This is supported through the ASN Learning Network funded by SDS and facilitated by Inspiring Scotland.	1	BANG Inspiring Scotland SDS	Removal of barriers to work for ASN Young People	Young People	A3	<p>World of Work barriers report finalised. Volunteer opportunities increased with Saltire Award registration.</p> <p>Eight ASN Youths working weekly with SBC The Promise Team on Human Rights, self-advocacy and understanding of local and national decision making responsibilities.</p> <p>ASN Transition planning workshop held on 18th January and attended by school DYW Leads and other professionals to promote multi-agency approach to improve transition planning and ensure consistency across Scottish Borders secondary schools. Input from Arc Scotland on the Principles into Practice and mapping current practice and reality of transitions process.</p> <p>The South of Scotland ASN Learning Network received an additional years funding from the South of Scotland Enterprise (SOSE) and is facilitated by Inspiring Scotland. A report on progress shares recordings of spotlight sessions from young people across the region including the Employment Support Service of Scottish Borders Council.</p>

Action	Poverty Driver*	Partners Involved	How will impact be assessed?	Intended beneficiaries or target groups	Best Start, Bright Futures Indicator**	Update
YouthBorders will employ a Network Officer to connect and facilitate third sector organisations who provides services for young people / young adults aged 16-25 - this project aims to lead to improved transitions in all aspects of young people's lives. e.g. housing, employment, education, mental health and wellbeing - and will be informed by the lived experience of service users.	2	Youth Borders	Number of young people supported	Young People	C3	Youth Borders host quarterly 'Trusted Connections' network meetings for organisations working with this age group, as well as regular working group meetings.
Continue to support ASN youths with access to safe digital social and peer platforms and are launching a new digital online support service for ASN youths in Sept 2022.	2,3	BANG SDS	Number of families supported	Families	A2	<p>The free ASN Summer Camp 2022 supported over 297 ASN families including Young Carers and ASN youths. In addition 23 ASN Parent Carers in Galashiels and 10 Hawick ASN Parents were supported.</p> <p>SDS continues to develop transition programmes and information through the use of technology to support with transitions from primary to secondary. This includes young people making videos about themselves and secondary teachers delivering elements of curriculum to primary pupils using technology. All schools are using Showbie as transition tool from primary into secondary.</p>
Work in partnership with Borders College to identify support for those students who are winter school leavers, have started college but not aged 16 and ineligible for Borders Young Talent.	1	SBC Borders College	Increased support for winter school leavers	Children & Young People	A	Borders College introduced a mentoring initiative to support those young people most at risk of not sustaining a positive learning journey through College. Progress is tracked and monitored to provide positive interventions to aid successful completion of their programme.
Work with partners to deliver a Careers event aimed at care experienced children and young people in secondary schools.	1	SBC	Delivery of Careers event	Children & Young People	A	Completed in April 2023.

Action	Poverty Driver*	Partners Involved	How will impact be assessed?	Intended beneficiaries or target groups	Best Start, Bright Futures Indicator**	Update
Continue delivery of the Project 'Search', which supports young people with a learning disability or autism to transition into work. This is delivered in partnership with NHS Borders and Borders College.	1	SBC EES	Increased employment	Young People	C3	<p>SBC EES continues to offer Project SEARCH an employability course for young people aged 16-29 years old with additional needs based at the Borders General Hospital.</p> <p>During Covid there were extreme challenges with restricted access to the hospital. The Project continued delivering online learning and employability training. With restrictions lifted the 2022/2023 course was conducted from the hospital offering more external work rotations giving the interns the opportunity to work out with a hospital environment. This has provided opportunities for some of the interns to secure paid employment with ongoing support.</p>

Positive Destinations

Develop new tracking and monitoring procedures with Skills Development Scotland and Borders College to ensure sustained positive destinations for care experienced children and young people.	1	SBC SDS Borders College	Increase of sustained positive destinations	Children & Young People	A	<p>At Borders College all Care Experienced young people have the opportunity of a meeting with a Careers Advisor. The College works closely with SDS through their further education partnership agreement to provide withdrawal information and to aid the tracking and monitoring of all Care Experienced young people.</p> <p>SDS have a Care experienced tracker in place which is updated on a monthly basis by SDS and SBC's Virtual Head Teacher. Where young people have not sustained a destination, or are at risk of not sustaining, appropriate interventions are discussed.</p>
---	---	-------------------------------	---	-------------------------	---	--

Action	Poverty Driver*	Partners Involved	How will impact be assessed?	Intended beneficiaries or target groups	Best Start, Bright Futures Indicator**	Update
Continue to deliver Employability Support, based on the Supported Employment model, to all disadvantaged Borders residents.	1	SBC	Maintain employability support levels for disadvantaged Borders residents	Parents	A1	SBC's Parental Employability Service continued to offer employability support to disadvantaged people in the region. Working with partners and referral organisations, attending team meetings to promote all aspects of the service, marketing of the service through flyers, social media, working with schools to target young people without positive destinations and supporting them to overcome barriers to employment or further education.
Promote the value of youth work and seek investment in to third sector youth work to maximize the number of youth work opportunities which are available to young people in the Scottish Borders; and to advance Scotland's youth work outcomes.	1	Youth Borders	Increased awareness and participation of youth work	Children & Young People	C2	Beyond Earlstoun provides opportunities for young people to participate in youth achievement awards provided by Youth Scotland, Saltire Awards and support for young people with volunteering. Activities are programmed around the outdoors and these groups are well attended with an opportunity to get outdoors and to explore. Eat Sleep Ride CIC have a modern apprenticeship programme as well as offering foundation apprenticeships and GCAS apprenticeships. They also provide work experience, alternative school provision and youth achievement awards.
Work with schools and encourage children and young people to sign up to Saltire Awards.	1, 2	Volunteer Centre Borders	Number of children and young people supported	Children & Young People	B1	During the January to March 2023 period VCB's Youth Volunteering Development Officer gave 9 Saltire Awards and Volunteering/opportunities presentations and group talks to young people. 438 young people attended these talks, learning more about volunteering, opportunities and the benefits of getting involved with the Saltire Awards Scheme. 14 young people signed up to Saltire to

Action	Poverty Driver*	Partners Involved	How will impact be assessed?	Intended beneficiaries or target groups	Best Start, Bright Futures Indicator**	Update
						record their volunteering and 28 young people registered as interested volunteers.
NOLB						
Work in partnership with employers – e.g. SBC on No One Left Behind (NOLB).	1	Eat Sleep Ride CIC	Number of employment opportunities	Parents	A3	One young person was employed in March 2022 through NOLB. Initially homeless, the young person was supported in securing property and in gaining child awareness, mental health and first aid qualifications. An employee recruited through NOLB during the previous year continues at Eat Sleep Ride.
NOLB and Young Person's Guarantee (YPG) offer bespoke pathways to young people to help those 16+ who are furthest from the job market and to overcome barriers to employment, volunteering and further education. PES and IFSS offer this to parents and families.	1	SBC	Increase parental/guardian income	Parents & Young People	A2	SBC's Parental Employment Service continued to offer employability training and awareness sessions including 1-1 support for those who require additional support to help overcome barriers to employment volunteering and further education.
Work with parents on No One Left Behind (NOLB) scheme to help them into employment.	1	SBC	Increase parental/guardian income	Parents & Young People	A2	Joint Initial visits between SBC's Parental Employability Service and No-one Left Behind continued and identified holistic support offered to the family. In adopting a 'Whole family' approach contributed to identifying the barriers to employment and perpetual cycle of this amongst families.
Teach hospitality and catering skills to support young people entering the food industry through the Food Punks Project. Work in partnership with local hotels and restaurants. Support young people referred from the Criminal Justice Service into sustained employment. Support Kickstart placements and NOLB.	1	Tweeddale Youth	Increased employment and work experience opportunities within catering industry	Parents	A3	Food Punks continued to support cohorts of school refusers through the school day as well as encouraging 16+'s into employment, including through Food Punks via NOLB.
Support a new initiative within the Burnfoot community centre to deliver a bespoke employability hub for the residents of Burnfoot in Hawick.	1	SBC	Deliver an employability hub for the residents of Burnfoot	Parents	A1	SBC's Parental Employability Service continued working with partners: SDS, DWP, NOLB Stage 1, Parental Support and SBHA, providing a weekly one stop session offering support within the

	Action	Poverty Driver*	Partners Involved	How will impact be assessed?	Intended beneficiaries or target groups	Best Start, Bright Futures Indicator**	Update
							Burnfoot Community. PES representatives attended sessions at the parent club in Burnfoot.
ASN							
	Work with charities/grassroots who support disadvantaged or marginalised groups to encourage volunteering. Support them to find volunteers through advertising and campaigning.	1,2,3	Volunteer Centre Borders SDS DYW SBC Education	Support given to families in need		B4	ASN Enhanced Work Experience Provision (pilot in Galashiels); this new project initiated by Skills Development Scotland (SDS) aims to ensure that all young people can access work placements despite any extra support they may need. Seven placements have been currently found by VCB.
	Provide targeted learning programmes to support disadvantaged young people to succeed and achieve.	1	SBC CLD Third Sector	Increased learning programmes for disadvantaged young people	Children & Young People	A	Through the YES Teams programme, 12 BANG ASN youths participated in this project which created social enterprise. BANG worked with SDS Borders to co-produce reflective toolkit for career advisors, providing ASN youths with opportunity to participate and engage with The Promise Team.
	Support ASN youths with ILF transition funding applications, accessing qualification both national and local and launching Youth Enterprise Scotland YES teams programme in August 2022 to provide qualification SVQ 3 to ASN youths and access to social innovation, enterprise.	1,3	BANG	Increased successful funding applications	Young People	A3	ILF Transition funding workshops delivered to youths. 1-1 support with ILF transition funding Warm and Well funding to ASN families December to Match disseminated £5,000 funding.
	Promote ASN supports via social media and referral.	1,2	SBC	Number of families supported and referred	Families	B2	The Intensive Family Support Service targets specific areas including Employment, Family Support and income maximisation for families where generational unemployment is a feature. Over 2022, 28 families were supported with income maximisation. The Throughcare Aftercare Team encouraged persons to maximise the uptake of available Care Experienced Council Tax Exemption by writing to all

Action	Poverty Driver*	Partners Involved	How will impact be assessed?	Intended beneficiaries or target groups	Best Start, Bright Futures Indicator**	Update
						young people eligible for the benefit informing them of this on a 6 monthly basis. The initial mailshot will be sent in April 2023, following collation of necessary contact details.
Raise awareness of Autism with organisations, create a video on Autism by Young people, and an Autism Reflection toolkit to support organisations with Person centred approach. Work with Borders College to launch Quiet induction for ASN/Autism Students.	1	BANG	Number of young people supported	Young People	A3	BANG supported 89 ASN Youths between 11-25 years of age with direct weekly sessions and 13 with targeted support with high demand for the Statutory sector.
Provide training to ASN parents on subjects to support them to manage their emotional health and well-being. In addition we have ASN parent carer volunteers whom we support and we employ ASN parents within our funded projects/ summer camps .The supportive approach supports ASN parents.	1,2	BANG	Uptake of service, and families supported	Parents	A1	BANG launched a new weekly ASN Parent peer support group in Galashiels and Hawick with JHIT funding. Monthly thematic workshops are held from Enquire, Voiceability, Social Security Scotland, Children and Families Social Work, Self-Directed Support, CONTACT and transition with SBC pilot. Thirty one parent carers attended the Summer Camp held in July 2022.
Volunteering						
Promote volunteering roles within the CAB Service and an extensive training programme to develop skills and build confidence to return to the workplace particularly after a period of being at home looking after children.	1	CAB	Increase of parents returning to work	Parents	A1	CAB obtained funding through the Robertson Trust. CAB have recruited 1.6FTE Training & Development Officers to recruit and train volunteers to cover all the Scottish Borders Area CAB's.
Deliver cross service volunteer policy and expansion of younger people into volunteering roles in Live Borders.	1	Live Borders	Increased volunteering in Live Borders by younger people	Parents & Young People	C3	Live Borders Volunteer Policy is in operation. 215 young people volunteered through the Active Schools programme.
Support our network to improve the lives of young people through their participation in quality voluntary and community-based youth work.	1	Youth Borders	Increased numbers of volunteers in community-based youth work	Children & Young People	C2	Membership organisations such as Stable Life, Beyond Earlston and Eat Sleep Ride continue to offer quality volunteering opportunities, which offer access to training and learning new skills.

Action	Poverty Driver*	Partners Involved	How will impact be assessed?	Intended beneficiaries or target groups	Best Start, Bright Futures Indicator**	Update
Run summer camps and volunteering for juniors, allowing parents to be able to work a full day.	1	Eat Sleep Ride CIC	Attendance level of summer camps	Children & Young People	A2	The Get into Summer programme delivered 8 full day sessions with transport provided. Twenty people benefitted from this with a further 10 junior volunteers involved.
Work with partners to make sure that everyone should have equal access to volunteering opportunities.	1,2	Volunteer Centre Borders	Number of individuals supported	Families	B3	VCB continues to promote and access the Volunteer Scotland Volunteer Friendly Award, VCB has assisted 3 organisations with their volunteer friendly in the last six months, with 3 more recently applying to complete the training/learning to achieve the award.
Promote an employee volunteering scheme with companies/organisations to encourage more people to give up their time to support the local community.	1,2,3	Volunteer Centre Borders SOSE	Evaluation of participants taking part in scheme	Families	A3	SOSE has a live volunteering policy which provides 2 volunteering days per annum. Communities clients are made aware of this at the point of engagement and all opportunities/proactive requests are shared across the organisations.

Information and Support

Give information to clients about local opportunities and organisations which may be of interest and support to develop their goals.	1	CAB		Families	A1	CAB use a local information database. Social media and other information sources are utilised to both promote and obtain information which clients may find of interest.
Through our Borders wide employment project, liaise with employers to ensure they know their responsibilities to employees and are paying at least minimum wage.	1,2	CAB	Improved employee care Increased minimum wage recipients	Parents	A3	The ERAS Project has been busy dealing with issues from employees. The pilot is likely to be extended and there is more provision for liaising with employers.
Support employees with enquiries regarding their employment and make them aware of their rights and responsibilities and how to challenge any inequality.	1	CAB	Better employee awareness of rights	Parents	A3	Additional training has been available to ensure that most employee enquiries can be dealt with.
From pregnancy we inform clients of their employment rights and eligibility around maternity allowance or pay, time off and employer's responsibilities. Offer benefit checks due to change of circumstances and information and support on how to claim.	1	CAB	Better understanding of employment and maternity rights	Parents	C1	CAB continue to receive a number of enquiries around maternity rights and pay. Specialist resources are utilised for signposting purposes. On-going contact and changes which result once the baby is born is encouraged.

Action	Poverty Driver*	Partners Involved	How will impact be assessed?	Intended beneficiaries or target groups	Best Start, Bright Futures Indicator**	Update
Continue support of the library service with signposting and information for parents.	2	Live Borders	Increased parental use of library service	Parents	A1	Visitor numbers to Live Borders libraries have continued to increase with 119,536 visitors in 2022/2023 compared to 48,858 in 2021/22. There has also been an 86% increase in the use of library pc's with the Public Network reservation rate increasing from 4105 in 2021/22 to 7622 2022/23.
Maximise parental/guardians' income, by signposting to appropriate services. Support all learners in travelling to and from venues for their learning and in some cases provide childcare. Support our 16+ learners who are furthest from the job market with digital devices to help them seek opportunities in learning, volunteering or employment.	1	SBC	Increase parental/guardian income	Parents & Young People	A2	<p>Full Income Maximisation assessments were conducted for all parents working with SBC's Parental Employment Service.</p> <p>On a fortnightly basis, PES representatives attended all DWP Job Centres within the Scottish Borders. Signposting, with support, to access further learning opportunities, therapeutic interventions, health appointments, housing appointments, depending on the individual needs of the parent.</p> <p>Where appropriate parents were supported to apply for devices through Connecting Scotland.</p>
Provide parent employability support through the Financial Inclusion in Early Years Group.	1	NHS Borders SBC	Increased support to parents.	Parents	A1	Employability support is provided by the Early Years Financial Inclusions Team who offer holistic support with benefits checks, signposting and referrals for emergency assistance including Crisis Grants or food parcels.
Support the Ukraine Refugee crisis group to ensure that effective and efficient employment support is available. This is in conjunction with partners in JC+.	1	SBC Job Centre	Ensure there is efficient employment available for Ukrainian Refugees	Parents	A1	<p>An Employment Development Officer post was funded last year, (October 2022), in order to ensure efficient employment opportunities for Ukrainian Refugees.</p> <p>In continued collaboration with Job Centre+ this offers CSCS Course and</p>

Action	Poverty Driver*	Partners Involved	How will impact be assessed?	Intended beneficiaries or target groups	Best Start, Bright Futures Indicator**	Update
						individual support and promoting ESOL Classes enrolment and SB College Course applications. Work continues in identifying potential job opportunities and build relationships with employers to ensure Ukrainian refugees have reliable and efficient employment options available to them.
Support the effective planning and delivery of new SG child poverty monies and targets which will include improving access and availability of childcare.	1,3	SBC	Improved access to childcare	Families	A2	Training provided to Duns Community Nursery in the development of their CIC with PES/IFSS providing support to parents. PES worked with partners to ensure the availability of funded places for hard to reach families.
Continue to offer support to disabled clients (both learning and physical) to find and sustain paid work.	1	SBC	Increased employment	Parents	B2	SBC's Parental Employability Service continued to engage with referral sources to promote employability support and opportunities to those who reside in the Scottish Borders with additional support needs and barriers to work. By offering 1-1 key worker wrap around support to individuals to support them to reach their employment goals of finding and sustaining paid employment.
Continue to support all clients to maximise their income through improved jobs and /or increased hours.	1	SBC	Increased income	Parents	B3	Working with a key worker and reviewing client's current circumstances is part of the conversations key workers from SBC's Parental Employability Service have with their clients. This is to ensure persons are supported if they wish to work more hours to maximise their income or potentially when ready to look for another job.
We will support the maximum number of parents into employment which will help their children to have a better start in life.	1	SBC	Increased parental employment	Families	C1	SBC's Parental Employability Service maintains community engagement within Early Years Centres, promotion amongst Social Work, Health, DWP and Education to work with partners to

Action	Poverty Driver*	Partners Involved	How will impact be assessed?	Intended beneficiaries or target groups	Best Start, Bright Futures Indicator**	Update
						identify parents with barriers to employment.
Continue growth of the BookBug Programme for young parents and develop signposting along wide collaborative work with "return to work" schemes.	2	Live Borders	Increased parental participation of BookBug programme	Children	A1	Bookbug numbers have continued to increase with 825 sessions in 2022/23 with 4823 children attending and 4775 adults attending with them. In comparison, there were 238 sessions in 2021/22 with 2432 children and 2215 adults attending with them.
Continue to engage with the Job Centre and the PACE team to support and advise individuals facing redundancy.	1	SBC Job Centre PACE	Maintain support to those facing redundancy	Parents	A1	Scottish Borders Local PACE Partnership meet on a quarterly basis to review any PACE activity undertaken. The number of PACE interventions was relatively low throughout 2022/23 with only 2 employers with greater than 20 employees at risk requiring PACE intervention.
The Employability Support Service will continue to work in partnership with employers and employer's representatives to ensure our clients have the best possible chances of securing and sustaining paid jobs. We will support employers to ensure they have any assistance they need to engage with some of the Scottish Borders most disadvantaged citizens.	1,3	SBC	Increased employment	Parents	A3	SBC's Parental Employability Service continue working with employers to form relationships that in turn ensures better understanding of clients' needs and enabling the best support being offered to clients. Providing in work support to the employer and clients enhances the chances of clients sustaining paid employment.
Promote the Young Person's free Bus travel through the National Entitlement Card (NEC) or Young Scot National Entitlement Card (Young Scot NEC).	1,2	SBC CLD	Number of children and young people accessing free bus travel	Children & Young People	A2	The Young Scot app is now included on all I pads in schools.
Work with clients to make them aware of their rights and responsibilities, what is available locally and how to access these services.	1,3	CAB	Number of families supported	Families	A2	This is a particular focus of Our Money Talk Team Project, funded by the Scottish Government (currently funded to end June 2023).

Action	Poverty Driver*	Partners Involved	How will impact be assessed?	Intended beneficiaries or target groups	Best Start, Bright Futures Indicator**	Update
Projects and Programmes						
Get into Summer Entry level job creation for young people to work in culture and leisure services.	1	Live Borders	Increased employment within culture and leisure services for young people	Parents & Young People	C3	Through Live Borders, 20 young people were recruited as Activity Leaders through the summer holidays to lead and support activity camps.
Continue Youth Leadership programme in Sport.	1	Live Borders	Maintain Youth Leadership programme in sport	Parents & Young People	C3	Live Borders supported delivery of Youth Leadership Programmes in Selkirk, Earlston and Kelso High Schools. Leadership programmes took place in Galashiels, Peebles and Duns. The Young Leadership Academy operated across all nine cluster areas taking 18 students through a year-long mentoring and education programme to support their development in sports coaching. Primary 6-7 leadership skills in 23 Primary Schools across the Scottish Borders was re-instated in teaching core skills of teamwork, safety, confidence, resilience, organisation and planning.
Introduction of Borders Employment and Mentoring project (BEAM) by the Borders Housing Network (BHN) to engage social housing tenants and families towards employment.	1	SBC BHN BHA	Increased employment amongst BHN tenants	Parents	A1	A total of 91 referrals were made to BEAM for BHN Tenants. Of these, 50 Tenants engaged with the service and 22 went on to secure employment.
Work with Hawick Employability Pilot Partners to provide employability wraparound support in Burnfoot. Remove barriers to employment by supporting individuals to have a better understanding of their own mental health needs and develop coping strategies.	1	NHS Borders SDS JHIT	Increased employment within Burnfoot	Parents	A1	Burnfoot Employability Hub pilot was launched in September 2022 with various partners including SDS, DWP, ESS, NHS, PES and SBHA. There was a weekly presence every Thursday morning at Burnfoot Community Centre. Despite promotion and various interventions there was low footfall, and the decision was taken by the multi-agency working group to cease in March 2023.

Action	Poverty Driver*	Partners Involved	How will impact be assessed?	Intended beneficiaries or target groups	Best Start, Bright Futures Indicator**	Update
Provide a Skills learning program me through Food and Bike Punks. Provide supported employment opportunities within TYA and signposting to organisations' such as Works+. Connection with local employers also supports post 16 employment opportunities.	1	Tweeddale Youth	Increased supported employment opportunities	Parents	C3	Tweeddale Youth Action supported the employment of 5 young people with local employers and one directly with TYA. Food and Bike Punks continue to operate, and Food Punks are collaborating with Works+ to feed young people from Tweeddale and to support cookery to existing participants.
Continue to deliver Scottish Borders Council's 'Family Firm' which supports Care experienced young people to transition into work.	1	SBC	Increased employment	Families	C3	SBC's Borders Family Firm is a project that continues to support Care Experienced Young people to transition into work. Further funding is being explored to ensure continuation as current funding from the European Social Fund ended as of March 2023.
Delivery of the Young Persons Guarantee by supporting appropriately aged individuals and creating opportunities for them both within and outwith Scottish Borders Council.	1	SBC	Increased opportunities	Young People	C3	The Young Persons Guarantee Group is a subgroup of the Local Employability Partnership. The group meets regularly and focuses on the needs of young people in the region, ensuring a regional approach creates and offers appropriate employment opportunities.
Continue to employ modern apprentices when possible.	1	BHA	Increased levels of Modern Apprentices	Young People	C3	BHA continues in the recruitment of modern apprentices despite previous attempts to recruit apprentices having very low take-up.
Offer a range of apprenticeship opportunities dependent upon funding. Work with contractors to ensure they offer work experience and apprenticeship opportunities through local schools.	1	BHA	Increased apprenticeships available	Young People	C3	BHA attends careers events at local High Schools and promotes careers in housing. BHA also has good links with job centres and employability networks.
Establish a Foundation Apprenticeship Programme with Borders College and work with Borders Housing Network and Scottish Borders Council on the Borders Guarantee.	1	SBHA SBC Borders College BHN	Increased Apprenticeship employment	Young People	C3	Borders Housing Network continues to work in partnership to enhance apprenticeship opportunities.

Action	Poverty Driver*	Partners Involved	How will impact be assessed?	Intended beneficiaries or target groups	Best Start, Bright Futures Indicator**	Update
Continue to support the creation of modern apprentice opportunities at Scottish Borders Council.	1	SBC	Increased Modern Apprentice opportunities	Young People	C3	During 2022/23 SBC recruited 29 modern apprentices and continues to promote and support apprentice opportunities within the organisation.

Education
Through these actions we will continue to tackle the poverty related attainment gap and support the health and well-being of children and young people. This will in turn help children and young people to achieve better lifelong outcomes, thus helping to break the cycle of poverty.

Early Years

Equity and Excellence Leads to be placed in large SBC Early Learning Childcare (ELC) settings in areas of high deprivation.	1,2	SBC Early Years Team	By end of Primary 1 current attainment data for achieving early level will be above 80%	Families	C2	Equity and Excellence Lead Officers supported 4 schools based on identified need. All are focused on narrowing developmental gaps for individuals in ELC. There is evidence of the gap narrowing in these ELC settings with significant progress being made at Jedburgh, making a difference to attainment by end of P1.
Continue to deliver Psychology of Parenting Project (PoPP) parenting groups targeted at those in highest areas of deprivation.	1,2	SBC Early Years Team	Number of participants	Families	C2	This programme continues and face-to-face delivery is re-starting.
Continue to support free access to Community Centres for nursery provision and also support the development of these groups.	2	Live Borders	Number of families supported and accessing services	Families	A2	Early Years provision is established in Tweedbank, Duns, and Selkirk.

Projects and Programmes

Develop an implementation plan following publication of Scottish Government's strategic plan for their childcare commitments.	1,2	SBC Education	Outcomes of implementation plan met	Families	A2	Early stage thinking and discussion is taking place relating to workforce planning in relation to a further expansion of provision for 2-year-olds and 1-year-olds.
Undertake a mentoring initiative to support those most at risk of disengagement to successfully transition through senior phase of school to college and for those at greatest risk of disengagement during their first year at college.	1	SBC	Uptake of Scheme	Children & Young People	B1	A 3-day Skills Quest Event for care experienced young people was conducted in April 2023. Organised by Virtual Head Teacher and DYW, the event focused on developing skills including budgeting, team working and cooking on a budget.

Action	Poverty Driver*	Partners Involved	How will impact be assessed?	Intended beneficiaries or target groups	Best Start, Bright Futures Indicator**	Update
Pilot a schools Resource Pack for children and young people that promotes sustainability, linked to the Curriculum for Excellence.	2	SBC Education	Uptake of Scheme	Children & Young People	B1	It is hoped this pilot will be conducted in 2023/24.
Ensure UNCRC and Children's Rights are taken into account in Child Poverty work in the Scottish Borders Future Actions.	1	SBC Partners	Child Poverty work to incorporate UNCRC and Children's Rights	Families	C1	UNCRC and Children's Rights are taken into account in appropriate child poverty actions. Addressing child poverty is a priority of our Children & Young People's Plan, which is written with policy links to the UNCRC articles and engages with children and young people, taking their rights into account.

Financial Inclusion
Through these actions we will help maximise income of low income households, lifting children out of poverty and combatting the cost of living crisis.

Financial Inclusion Fund

Disperse funds from the Financial Inclusion Fund to those most in need.	3	SBC	Monetary gains, support given	Families	B2	Forty groups have received awards from the Financial Inclusion Fund. This has included projects such as Low and Slow, which has allowed additional community groups to deliver the programme in their local area. £160,000 has been allocated to groups so far.
Continue to support the Financial Inclusion Practitioners Group to raise awareness of financial support (68 current members).	1,2,3	SBC	Number of organisations funded whose activities indirectly or directly address child poverty	Families	B3	£190,000 has been allocated across the Scottish Borders to 10 groups/organisations to support financial inclusion via the financial inclusion fund.
Raise the profile of financial inclusion through the Financial Inclusion Practitioners Group	1,2,3	SBC	Number of organisations funded whose activities indirectly or directly address child poverty	Families	B2	The Financial Inclusion Practitioners Group met 3 times in 2022/23. A multi-agency network was formed as a result. The Cost of Living Strategic and Operational Groups continued this work and have raised the profile of financial inclusion through the dispersal of £1.2M cost of living funds.

Action	Poverty Driver*	Partners Involved	How will impact be assessed?	Intended beneficiaries or target groups	Best Start, Bright Futures Indicator**	Update
Benefits						
Encourage families to have a benefit check to ensure they are getting all the support they are entitled to and how their earned income may be supplemented.	1,2	CAB	Increased benefits checks	Families	A1	Income maximisation benefit checks are on offer and are widely accepted. A focus around the changes to The Scottish Child Payment criteria was a priority.
Provide direct support to maximise family income, including help to access Scottish Child payments and all other welfare benefits.	3	BHA	Tracked and evaluated using the Scottish Federation Housing Associations (SFHA) social value toolkit	Families	B4 B2	BHA supported £5,200 gains from Scottish Child payments and £674,825 total benefit gains for 2022/2023. (provisional)
Increase take up of school clothing grants - Extend eligibility for school Clothing Grants to include receipt of Council Tax Reduction in eligibility (and link to take up campaign for Council Tax Reduction) and link to other benefits (e.g., Scottish Child Payment and Best Start Grants).	3	SBC	Increased take up, monetary gains	Families	B3	A take up campaign undertaken in Summer 2022 to identify potential eligible families from data held from other benefits and the process will take place annually. Housing Benefit and Council Tax Reduction applications also include applications for free school meals and clothing grants to maximise take up.
Provide financial inclusion support for early years through maximising take up of child related benefits and resources, and signposting to relevant services including child specific welfare support, access to food resources and clothing grants.	3	BHA	No. of clients, Demographic information (if given), Client financial gain	Children and Young People	B2	BHA supported £5,200 gains from Scottish Child payments and £674,825 total benefit gains for 2022/2023. (provisional)
Make direct winter payments to eligible families with low income (£100 per child) as agreed at Scottish Borders Council meeting on 25.08.22	2,3	SBC	Monetary gains, support given	Children and families	B3	Almost 2,700 children benefitted from this direct payment in 2022.
Provide school leavers or their parents contacting our service with further education options and the financial implications to and for them.i.e., loss of child related benefits and financial support through bursaries and grants for further/higher education.	1	CAB	Improved understanding of further education options and any financial implications	Families	C3	CAB attend school careers events, with enquiries dealt with as and when presented. In particular the loss of child related benefits prompts people to seek CAB's assistance.

	Action	Poverty Driver*	Partners Involved	How will impact be assessed?	Intended beneficiaries or target groups	Best Start, Bright Futures Indicator**	Update
	Provide parents with support to accessing benefits, services and supports parents to advocate. Provide advocacy training for ASN Parents and work 1-1 with ASN parents through advocacy to access other support.	3	BANG	Uptake and successful completion of training	Parents	B3	<ul style="list-style-type: none"> • Social Security Scotland focus groups • 1-1 sessions and group session-supported • 12 ASN parents apply for benefits and Bus Passes • Completed 7 applications for DLA or renewal of DLA • Completed 4 applications with ASN Parents on new Child Grant
	Continue with Health Visitors asking about money worries at every contact and refer to the SBC Financial Support and Inclusion Team where required.	2,3	NHS Borders SBC JHIT	Record gains made, monitor national child poverty levels, Monitor Scottish Government benefit statistics	Families	B2	Midwives and Health Visitors continue to be proactive in referring expectant and new mothers for benefits checks. In 2022-2023 there were 500 referrals resulting in an uplift in benefits of £1.2million.
Cost of Living							
	Provide financial inclusion support through partnership Community meetings and distributing supermarket gift cards to individuals in crisis (Financial Hardship Fund)	2,3	SBC	Monetary gains, support given	Families	B2	Over £5,000 worth of supermarket gift cards have been distributed to local foodbanks and fareshare providers as well as to prominent groups within communities that are supporting individuals with the cost of living crisis. Further Supermarket Gift cards have supported specific groups such as Violence against Women and Drugs and Alcohol partnership. Social Security Scotland have attended all 5 community meetings and provided updates on how to access welfare and the support that Social Security Scotland provides. Our in-house Welfare Benefits team have also provided regular updates at community meetings
	Proactively promote free school meals (FSM) and clothing grant provision. Increase take up of free school meals - Identify	2	SBC	Increased uptake	Children & Young People	B3	A take up campaign undertaken in Summer 2022 to identify potential eligible families from data held from other benefits and the process will take

Action	Poverty Driver*	Partners Involved	How will impact be assessed?	Intended beneficiaries or target groups	Best Start, Bright Futures Indicator**	Update
<p>people who are potentially eligible but not claiming (particularly those with children who already receive universally free school meals in P1-P5) and link to other benefits (e.g., Scottish Child Payment and Best Start Grants). Increase take up of educational maintenance allowance (EMA) – identify those who are potentially eligible.</p>						<p>place annually. Housing Benefit and Council Tax Reduction applications also include applications for free school meals and clothing grants to maximise take up.</p>
<p>Increase take up of Council Tax Reduction – a campaign to include advertising and direct contact with those who are potentially eligible which will link to Clothing Grant take up.</p>	3	SBC	Increased take up, monetary gains	Families	B3	<p>A phased campaign started in early 2023 to identify and contact potential applicants.</p>
<p>Continue to work on the cost of the school day, using pupil equity funding to support this.</p>	2,3	SBC Education	Monetary gains	Families	B2	<p>Development plan agreed with Education Scotland. Updated information sent to all schools with plans to engage schools in further professional learning, develop a framework and support schools with self-evaluation. Where possible, schools continue to use pupil equity funding to ensure those pupils impacted by poverty are supported and do not miss out on experiences.</p>
Information and Support						
<p>Continue to encourage partners, local employers and suppliers to adopt the real living wage which will increase the level of income coming into a household.</p>	1	SBC Partners	Increased adoption of the real living wage Increased income	Families	B3	<p>Individualised Family Income Maximisation Assessments are undertaken as part of the Introduction to Service for PES/IFSS.</p>
Communities & Partnerships						
From these actions we will work with partnership, third sector and community organisations to provide holistic and whole family support.						
Food Networks						
<p>Work with partners to support Foodbanks, Fare Share, Community Larders and other food organisations to pilot and implement sustainable food options - Low & Slow. The project also provides holistic benefits and fuel/energy & debt</p>	2,3	SBC Food Banks	Participation and Engagement data. Programme	Families	A1	<p>Low and Slow projects are running across 5 areas. Seven Low and Slow projects are running. Cyrenians provide a food larder and cook club in: Jedburgh, Selkirk, Walkerburn and</p>

Action	Poverty Driver*	Partners Involved	How will impact be assessed?	Intended beneficiaries or target groups	Best Start, Bright Futures Indicator**	Update
advice to individuals and families.			impact evaluation report			Galashiels.
Develop a Food Network through quarterly Food Conversations with Partners. The Food Network will include a holistic approach to support and information.	2	SBC	Support given	Families	A1, B3	Food conversations have taken place throughout 2022/23 and a food network has been developed and will continue.
Continue to invest in estates and community facilities including community food gardens.	2	BHA	Number of people supported	Families	B1	Two community food gardens in Duns and Ayton run in partnership with Abundant Borders. BHA has also provided £25,000 to local foodbank and larders from the National Lottery Community Anchor fund, accessed through the Scottish Federation of Housing Associations.

People and Place

Support Place Planning across the Scottish Borders to develop 5 Locality Plans.	2	SBC	Number of organisations funded whose activities indirectly or directly address child poverty	Families	B1	Meetings in Borderland towns have resulted in a starting point for forming Town Teams in each locality. These plans also aim to incorporate rural areas that are in close proximity. Town Team planning is being led by community members and groups and their skills and experiences are helping to shape other communities' plans.
Active role in place making and capacity building.	2	BHA	Number of people supported	Families	B1	BHA's will maintain its role in local place making and support capacity building where possible with internal and external community support funding.
YouthBorders will develop, grow and strengthen opportunities for collaboration and partnership within and between third sector and community organisations; and with the public sector.	2	YouthBorders	Number of opportunities for young people	Children & Young People	B1	YouthBorders current membership size is 51 organisations and reached 5600 young people in youth work opportunities.
BHA will continue to promote 'Ride Pingo' for its customers across Berwickshire	2	BHA	Number of families supported	Families	A2	Ongoing, via BHA social media channels

Action	Poverty Driver*	Partners Involved	How will impact be assessed?	Intended beneficiaries or target groups	Best Start, Bright Futures Indicator**	Update
Provide transport to families and encourage car sharing among parents.	2,3	Eat Sleep Ride CIC	Number of families supported	Families	A2	Eleven people utilised the Pingo bus to attend sessions. Car sharing is actively encouraged with at least 4 households opting for car share.
Holistic and Whole Family Support						
Wider support and linkage to reduction in child poverty action and policy networks.	2	BHA	Number of organisations funded whose activities indirectly or directly address child poverty	Families	A3	Ongoing whereby BHA continues to access other funding to support poverty reduction in the Scottish Borders.
Provide holistic and whole family support – e.g., equine therapy and access to mental health services.	2,3	Eat Sleep Ride CIC	Evaluation of support given	Families	B1	Thirty-three people accessed therapy support, 56 care parcels were distributed to low income households, and over 45 young people had access to a range of support. This has been provided funding from: Warm and Well, National Lottery, SBC and YouthBorders.
Housing & Energy						
Through these actions we will help to keep housing costs low, provide support with rising energy bills and tackle homelessness for families.						
Tenancy Sustainment						
Continue to assist clients with rent and mortgage arrear issues and at risk of eviction or repossession to look at their income and expenditure, any possible eligibility to additional financial support (e.g., DHP) and negotiate a repayment schedule on their behalf.	2	CAB	Number of families supported	Families	B4	Rent and eviction freezes until 31/3/23 has slowed down with landlords and lenders from moving to these extremes. This allows opportunities to reach repayment of arrears.
Continue to work in partnership with Shelter Scotland for representation to clients at the court stage of the eviction process.	2	CAB Shelter Scotland	Number of families supported	Families	B4	CAB continues the referral partnership with Shelter. Cases which were on hold during the pandemic are now continuing to court stage.
Provision of tenancy sustainment services including financial inclusion advice and BeWell mental health project directly funded by BHA. Comprehensive advice and signposting are also provided for fuel debt, mental wellbeing and other areas that support family households, including children.	2	BHA	Tracked and evaluated using the Scottish Federation Housing Associations (SFHA) social	Families	B1	BHA has a new operating model that includes a dedicated Tenancy Sustainability Team providing financial inclusion, fuel and food support and access to BHA BeWell tenancy support and wellbeing service. Operated by Penumbra, BeWell will expand and

Action	Poverty Driver*	Partners Involved	How will impact be assessed?	Intended beneficiaries or target groups	Best Start, Bright Futures Indicator**	Update
Provide support for young people leaving care through early intervention by tenancy sustainment services at the start of their tenancy			value toolkit			extend its reach to engage young people under 25 with their first tenancy having secured funding from the recent Community Mental Health and Wellbeing funding round.
Work with SBHA Tenants to promote tenancy sustainment and reduce the number of Tenants who lose their home.	2	SBHA	Less tenants evicted, and increase in those able to sustain tenancy for more than one year	Families	B4	SBHA carried out 9 evictions in 2022-23 depicting 0.16% of all SBHA's tenancies. The majority (67%) of the evictions were for non-payment of rent.
Review and update Scottish Borders Rapid Rehousing Transition Plan in order to prevent families from becoming homeless and, where homelessness cannot be prevented, to support families to secure settled, mainstream housing as quickly as possible.	2	SBC	Reduced number of families homeless, increased support provided	Families	B4	The Borders Health and Homelessness Strategic Partnership are in the process of revising the RRTP and accompanying action plan, which is due to be submitted to Scottish Government in June 2024.
Warm Affordable Homes						
Create new social housing though warm, affordable housing and infrastructure	2	BHA	Tracked and evaluated using the Scottish Federation Housing Associations (SFHA) social value toolkit	Families	B4	New build ongoing at Springfield in Duns (phase 3). This is due for completion later this year.
SBHA will build 300 homes over the next 7 years.	2	SBHA	Number of homes completed	Families	B4	SBHA has provided no new homes in 2022-23, however 15 properties have been purchased from the open market of which 10 will be available for social rent and 5 for mid-market rent.
Continue implementation of pilot Housing First Model that meets the needs of people with multiple needs in the Scottish Borders and which, as far as is possible in a rural context, conforms to the 7 principles of Housing First.	2	SBC	Principles of Housing First model adhered to	Families	B4	Housing First delivery continued throughout 2022/2023.

Action	Poverty Driver*	Partners Involved	How will impact be assessed?	Intended beneficiaries or target groups	Best Start, Bright Futures Indicator**	Update
Fuel Vouchers						
Provide fuel poverty support including BHN distribution of SG Fuel Support funding and Fuel Bank vouchers to over 2,400 households.	2	BHA BHN	Tracked and evaluated using the Scottish Federation Housing Associations (SFHA) social value toolkit	Families	B4	BHN members have continued to issue vouchers from the Fuel Bank Foundation to tenant households on pre-paid meters. There has been increasingly high demand for this fund with 1,727 vouchers costing £75,206 distributed in calendar year 2022. This support has helped 3,162 people including 1,028 children from some of the lowest income households in the Scottish Borders. BHN also secured a third tranche of SG Fuel Support funds in late 2022. BHN has now been successful in all three rounds of SG Fuel Support Funding and has secured just over £1m additional income to mitigate the impact of fuel poverty in the Scottish Borders.
Provide fuel vouchers to clients where possible.	2	Eat Sleep Ride CIC	Number of fuel vouchers issued	Families	B4	Through Youth Scotland Winter Fund, vouchers were issued to families who were in fuel poverty. Additionally, via the Corra Hardship funding 12 families were supported with 100 fuel payments.
Issue fuel vouchers to SBHA Tenants on pre-paid meters.	2,3	SBHA	Number of vouchers issued	Families	B2	A total of 390 SBHA Tenants were issued with a fuel voucher in 2022-2023.
Warm and Well						
Support ASN youths with ILF transition funding applications.	1,3	BANG	Increased successful funding applications	Young People	A3	Warm and Well funding to ASN families December to Match disseminated £5,000 funding.
Continue with SBHA's affordable warmth service 'Warm and Well', providing energy saving advice (an average of £188 per household savings in the year).	2	SBHA	Number of tenants supported monetary gains	Families	B3	A total of 648 SBHA Tenants accessed SBHA's Warm and Well Service in 2022-23 with the interaction generating a total of £117,000 in savings, an average of £181 per household.
Support Tenants with their heating costs and reduce their fuel debt using £150,000 from the	2,3	SBHA	Number of tenants	Families	B4	A total of 115 Tenants received a payment from the Fuel Debt Fund to

Action	Poverty Driver*	Partners Involved	How will impact be assessed?	Intended beneficiaries or target groups	Best Start, Bright Futures Indicator**	Update
Scot Government Fuel Debt Fund for 2022-23.			supported monetary gains			<p>clear their fuel debt (£150,000 in total payments made), an average of £1,300 per household. SBHA will continue to provide this service into 2023-24.</p> <p>BHN has secured £84,000 from SBC's Cost of Living Fund to continue with the employment of SBHA's Warm and Well Coordinator and to recruit an additional energy adviser to support referrals.</p>
Continue to check for energy savings measures and any concessionary funds and grants available to pass on to clients.	2,3	SBC CAB	Monetary gains and support given	Families	B3	<p>Following a successful and busy 2022/23 delivering the Warm & Well scheme, CAB have secured further funding to allow the continuation of the Warm & Well Scheme to be delivered in partnership with SBC across 2023/24.</p> <p>In addition to the core income maximisation support and activities have also now been able to secure additional funding and support for an Energy Advisor role within the scheme, further providing support and advice particularly for those households in or at risk of fuel poverty.</p>
Information and Support						
Continue to refer clients to the Homelessness team at SBC and explain process and procedures to client.	2	CAB SBC	Number of referrals made	Families	B4	On-going, when required. Working with the Homelessness Team is very beneficial for the client.
Support partner agencies in helping to reduce household costs through advice, signposting and specific learning programmes.	2	SBC	Uptake of services	Families	B4	PES/IFSS have worked closely with SBHA Energy specialist to apply for funds to reduce debt and look at ways to reduce energy usage. This includes: signposting families to Warm Hubs to ease fuel costs and applications to Cash for Kids for support with 'Heat the

Action	Poverty Driver*	Partners Involved	How will impact be assessed?	Intended beneficiaries or target groups	Best Start, Bright Futures Indicator**	Update
						Person not the House'. This grant provided warm bedding, clothes for the whole family and individual support for applications to Housing Associations for fuel vouchers.
Support young people and families to access heating payments to support rising fuel costs (through the Peeblesshire Food Bank). Signpost young people and advocate for them with SBC's Homelessness team.	2	Tweeddale Youth	Number of families supported	Families	B4	In the past year Tweeddale Youth have supported two young people through homelessness and signposted and collaborated with Peeblesshire Foodbank on a cookery project, supported the distribution of ingredients and setting up a Food Punks cookery channel on YouTube to share with food bank participants. https://www.youtube.com/@foodpunksofficial . We have also distributed supermarket vouchers to families in need.
SBHA's Financial Inclusion Team to continue to work with Tenants to support them to generate additional household income via money management and budgeting skills.	2	SBHA	Number of tenants supported, monetary gains	Families	B3	A total of 1,111 SBHA Tenants accessed SBHA's Financial Inclusion Service in 2022-23 generating a total of £610,000 in income for those households (£549 per household).
Continue to deliver SBHA's Wellbeing Framework which is designed to ensure Tenants can access the support and or intervention needed to sustain their tenancy, identifying potential barriers early on and identifying the correct pathway for support.	2	SBHA	Number of tenants supported, number of tenants sustaining tenancies	Families	B1	SBHA's Wellbeing Framework is now fully operational for all new SBHA Tenants. A total of 352 assessments have been carried out with 9% identified as high risk and specialist interventions required to support tenancy sustainment.
Continue to develop strong partnerships with JHIT, CAB and ChangeWorks etc. to support the 9 Low & Slow Projects which aim to reduce energy costs and provide nourishing food.	2	SBC JHIT CAB ChangeWorks	Uptake of Services	Families	B4	ChangeWorks are no longer an active delivery partner but have worked with local partners to continue to provide energy advice to the project. Public Health are delivering an information/train the trainers event in April 2023, with the aim of building capacity so that groups can effectively deliver the provision.

Action	Poverty Driver*	Partners Involved	How will impact be assessed?	Intended beneficiaries or target groups	Best Start, Bright Futures Indicator**	Update
Health & Wellbeing						
Through these actions we will provide financial, practical and emotional support, helping to tackle and mitigate the impact of poverty as well as preventing it.						
Financial Support						
Liaise with school and small grants / donations to support youth clubs, nurseries, school projects and community activities for children and young people.	2	BHA	Number of families supported	Families	C2	BHA continues to provide small and very limited funds to support community groups, including helping to re-start activities following Covid.
Cost of Living						
Continue to deliver LINKS Eyemouth community led food project that aims to support children and families to try new recipes that focus on healthy, lower budget eating. The project also supports wider wellbeing by promoting social connections and peer support opportunities for families, and the provision of meal bags with healthy recipes and ingredients mainly sourced from surplus foods to reduce food waste.	2	NHS Borders LINKS Eyemouth JHIT	Evaluation of project, and families supported	Families	C2	Between December 2022 and March 2023, the following activities were delivered: <ul style="list-style-type: none"> • 100 Christmas recipe bags, • 4 energy efficiency workshops, • a creative upcycling session, • 12 Low and Slow sessions with 16 participants, • a warm hub provided for families and individuals meeting twice weekly during March 2023.
Continue to offer free food at youth club drop-in sessions and support young people living independently with food and essentials such as data when required. We also link families and young people with our local food bank and distribute supermarket vouchers to families in need.	2,3	Tweeddale Youth	Number of young people supported	Young People	B3	Tweeddale Youth Action continues to offer free food at most of our drop-ins but the continuing increase in the numbers attending and the cost of food is making this increasingly difficult to staff and fund. We continue supporting young people living independently and distributing supermarket vouchers to families in need.
Following public consultation, a proposal is being considered for further discussion in relation to period poverty.	2	SBC	Number of people supported	Families	B2	Fareshare has agreed to help distribute FPP to food banks and food larders. SBC and Live Borders premises identified for distribution. Locations are promoted through SBC Communications and website.
Continue to establish breakfast clubs in schools. Breakfast clubs are established in a number of schools in areas of greatest need, but the aim is to have one in every school.	2	SBC	Number of breakfast clubs established	Children & Young People	B2	£60,000 has been allocated to support the setting up, continuation or provision of a free breakfast club offer across the Scottish Borders. Nineteen schools

	Action	Poverty Driver*	Partners Involved	How will impact be assessed?	Intended beneficiaries or target groups	Best Start, Bright Futures Indicator**	Update
							were successful in their application for funding along with 1 community based group.
Mental Health							
	Tweeddale Youth Action has a role in maintaining young people's mental health and emotional well-being, offering a safe space for young people to socialise, access information and advice, take part in activities and feel a sense of belonging and connection that they don't always have in other areas of their life. Act as a bridge between activities, opportunities and services that our young people will benefit from.	2	Tweeddale Youth	Uptake of service, and number of young people supported	Young People	B1	Currently open 5 days and 5 evenings per week, Tweeddale Youth Action offers a range of activities, including 5 a side football, art, cookery, film/digital and casual access youth drop-ins. Through Stepping Stones we continue to offer 1:1 and small group work support, feeding vulnerable young people, activities and opportunities available at TYA and wider through partners. We also continue to offer free holiday programmes and trips away. There are 6 other youth organisations across the Borders offering similar support.
	Provide support to children under 12, through the employment of a trauma councillor.	1,2,3	Eat Sleep Ride CIC	Number of children supported	Children	A1	Eat Sleep Ride supported 4 young people, all diagnosed with SEN through CAMHS to 12 sessions and each young person is now re-engaged in education.
	Ensure that clients have timely access to mental health support through the 'No one Left Behind' programme.	1, 2, 3	SBC EES	Number of participants and employment opportunities	Families	B1	A mental health support worker was funded to provide sharp intervention through NOLB. Support and access to appropriate mental health services was provided.

Action	Poverty Driver*	Partners Involved	How will impact be assessed?	Intended beneficiaries or target groups	Best Start, Bright Futures Indicator**	Update
Disabled						
Continue to provide 15 fortnightly peer-age befriending groups for children and young people with learning disabilities & autism aged 8-25 across the Scottish Borders.	1,2,3	Interestlink Borders	Number of members and families supported, volunteers involved and sessions provided. Annual outcomes survey of members, carers and volunteers.	Children & Young People	B1	Fortnightly befriending groups for children and young people with learning disabilities & autism aged 8-25 across the Scottish Borders continues.
Projects and Programmes						
Continue with expansion of programme and access to free places for museums and galleries, including workshop provision for families to attend.	2	Live Borders	Number of participants	Families	B1	35 creative workshops were offered through the summer of 2022 with an average 69% occupancy and 344 visits. Gala, Hawick, and Peebles programmes were the busiest. Free places were offered to low income families but uptake was low. Heart of Hawick offered free group access to film screenings with 6 groups taking up the offer and 215 individuals accessing free tickets.
Support Early Years Centres to continue to lead on a summer programme of activity with children and families across Eyemouth, Galashiels, Hawick and Selkirk.	1,2	NHS Borders SBC JHIT	Uptake of service and number of children supported	Children	C1	A successful four week summer programme took place. A total of 71 days of learning and play supported 902 children and 425 parents. Over 1500 meals were provided. A wide variety of learning and play activities were on offer. A highlight for many families was a trip to the beach.
Continue to provide free social activities and Summer respite camps in Summer, and school holidays.	2	BANG	Uptake of service, and families supported	Families	A2	BANG launched a new weekly ASN Parent peer support group in Galashiels and Hawick with JHIT funding. Monthly thematic workshops are held from Enquire, Voiceability,

Action	Poverty Driver*	Partners Involved	How will impact be assessed?	Intended beneficiaries or target groups	Best Start, Bright Futures Indicator**	Update
						Social Security Scotland, Children and Families Social Work, Self-Directed Support, CONTACT and transition with SBC pilot.
Deliver 'Get into Summer 2022' for children and families of low income households which provides coordinated access to food, childcare, sports, leisure and cultural activities during the holidays.	2	Live Borders	Uptake of service and families supported	Children & Families	A2, B2	Over 4170 visits were made by children and young people to Live Borders activities. This resulted in 91% occupancy in activities with 69% places occupied free of charge to identified children and families of low income. Data includes the specific BANG camp partnership programme for families of children with a disability which saw over 50 attendances per week.
Develop a plan to transform holistic whole family support services through early intervention and prevention activities, to ensure families can access support before they reach crisis point.	1,2,3	SBC	Uptake of service and families supported	Children & Families	B1	A new governance board was developed in 2022/23: (The Children and Young People's Planning Partnership). The new structure leaves Scottish Borders in a much better position to use the WFWF to develop and transform service approaches to early intervention. The Whole Family Support work stream will be the primary route for developments in these areas.
Completion of new pathway to ensure appropriate Mental Health Services and supports are in place.	1,2,3	SBC	Compliance with legislation	Children & Families	B1	<p>The development of an App which will enable children and young people to know which services are available within their own area is under development. It is hoped this will be placed on l pads for August 2023. Further work will be required on this throughout the next year.</p> <p>A service directory is also being developed which outlines which services are able and how to access them. A draft will be available by summer 2023.</p>

Action	Poverty Driver*	Partners Involved	How will impact be assessed?	Intended beneficiaries or target groups	Best Start, Bright Futures Indicator**	Update
Develop an action plan based upon agreed Health and Wellbeing census outcomes.	1,2,3	SBC Education	Compliance with legislation	Children & Families	B1	<p>The 4 areas for action from the Health and Wellbeing census:-</p> <ol style="list-style-type: none"> 1. Bullying – The Respectful Relationship and Anti-Bullying Policy 2023 is in the final draft stage and will include additional resources to support learning setting moving forward. 2. Caring responsibilities – Presentation at February 2023 Child Protection Coordinators business meeting by CHIMES (Action for Children) to re-emphasise the importance of support for young carers 3. Body Image – summer term PSHE programmes reviewed to ensure an increased focus, using up-to-date materials. 4. Loneliness, stress and worry are discussed with children and young people and the appropriate actions taken by their schools to support them. <p>Kooth and Togetherall support is available for children and young people, in particular with a focus around exam stress. Summer term - further work required to support schools in this area.</p>
Identify 'Nurture Bases' in each locality to support primary school aged children with social and emotional difficulties.	1,2,3	SBC Education	Number of nurture bases identified, and children supported	Children & Young People	B1	Schools and settings to evidence progression in embedding the nurture principles.

Action	Poverty Driver*	Partners Involved	How will impact be assessed?	Intended beneficiaries or target groups	Best Start, Bright Futures Indicator**	Update
Full facility family pass trial for those families in most need to support access to a wider range of activity.	2	Live Borders	Number of families accessing services	Families	A2	The number of referrals received totalled 123 from a range of partners. Of these, 46 families (37%) made use of the pass. Teviotdale was the most popular site for attendance with 499 total visits made by families.
Promote summer programmes as relevant to the Berwickshire locality.	2	BHA	Number of families accessing service	Children	A2	Ongoing via BHA social media channels.
Provide life coaching programmes for BHA tenants and work closely with the Bewise group to support parents into employment through husbandry accreditations, support to manage their wellbeing, help filling out benefit forms, accessing support groups, transport costs and support to access public transport.	1,2,3	Eat Sleep Ride CIC BHA Bewise Group	Number of parents supported, and employment gained following participation	Parents	A1	Eat Sleep Ride supported 4 families through this period and worked alongside Penumbra.

Tackling Digital Exclusion
Through these actions we will expand the Connecting Scotland Programme, and help to provide devices for families in poverty to enable access to appropriate services and support.

Connecting the Borders

Continue roll out of Connecting Borders (Devices, data and mentoring support) with the 12 members of community partnership.	2,3	Live Borders	Evaluation of project, number of families supported	Children & Families	A2	Live Borders had 225 referrals in 2022-2023. Of these, 77 include children in the household. 100 Chromebooks, 106 iPads, 176 MiFi were distributed.
---	-----	--------------	---	---------------------	----	---

Support

Continue to support households in receipt of a Connecting Scotland device.	1,2,3	SBHA	Evaluation of service, number of families supported	Families	A2	SBHA's Digital Champions network continues to support the 224 households who received a device via Connecting Scotland, to ensure they access all benefits of being online and improve their digital skills. In addition, the Borders Employment Advice and Mentoring (BEAM) project purchased 20 laptop computers and software for Tenants to enhance their job search and job applications.
--	-------	------	---	----------	----	---

Action	Poverty Driver*	Partners Involved	How will impact be assessed?	Intended beneficiaries or target groups	Best Start, Bright Futures Indicator**	Update
BHA has provided hands on digital support for individuals and contributes to Berwickshire networks developments to enable digital access for all.	2	BHA	Number of families supported	Families	A2	Let's Get Digital Berwickshire transferred to BAVS with digital activities delivered under their Berwickshire About project.
Introduce software to increase benefit take up. Software to be acquired which will use information already held to identify people whose information is held within SBC databases and encourage them to apply for benefits where there is potential entitlement, which are not being claimed.	3	SBC	Increased take up, monetary gains	Families	B3	Introduced in early 2023 and several campaigns have started. Increased temporary resource in Financial Inclusion Team will allow this to be expanded in Summer 2023.

Information & Advice
Through these actions we will help to ensure families receive the support they are entitled to. We will provide support to help overcome barriers to accessing these supports, as well as improving the quality and availability of advice services.

Equity Strategy and Funding

Respond to the opportunities of the Scottish Attainment Challenge, targeting resources where the poverty related attainment gap is greatest to deliver improved attainment in literacy and numeracy.	1,2	SBC Education	Increased attainment	Children & Families	C2	Strategic Equity Funding continues to be used to increase leadership capacity by funding 3 additional Depute Head Teachers at our schools with the highest number of children living in SIMD Quintile 1.
Continue to implement outcomes in the Equity Strategy to target action and resource to address inequalities in attainment and achievement.	1,2	SBC Education	Increased attainment	Children & Young People	C2	All short term outcomes of the equity strategy were achieved or exceeded in year 1. Year 2-3 outcomes are now in progress.

Action	Poverty Driver*	Partners Involved	How will impact be assessed?	Intended beneficiaries or target groups	Best Start, Bright Futures Indicator**	Update
Economic Growth						
Establish and deliver enhanced inclusive economic growth for the South of Scotland through the Regional Economic Partnership.	1,3	SOSE	Number of organisations funded whose activities indirectly or directly address child poverty	Families	A2	<p>This year SOSE has financially supported 5 organisations whose activities indirectly or directly address child poverty. Across the organisation our funding support has also enabled the creation of 267 jobs and safeguarded 323 jobs across the Scottish Borders.</p> <p>SOSE continues to champion Fair Work and lead by example by strengthening our approach to Fair Work. In 2022/23 we sought to promote the opportunities that Fair Work offers to address the challenges that enterprises face around skills gaps, talent attraction and retention, disengagement and in-work poverty.</p>
Money Worries						
Through these actions we will put money directly in the pockets of low income households, lifting children out of poverty and combatting the cost of living crisis.						
Money Worries App						
Circulate flyers (1 for each area of the Borders) which provide essential contact details for those in crisis.	2,3	SBC	Monetary gains, support given	Families	B3	Continued promotion of the NHS Money Worries App and provided flyers to foodbanks and local fareshare providers.
Continue to promote the Money Worries App to aid people by providing access to information and support to prevent escalating money worries. Deliver Bitesize Information Sessions to 1) Raise Awareness of the NHS Borders Money Worries App, 2) Encourage 'real-time' download of the App, 3) Enable participants to promote and signpost people to the App.	2	NHS Borders	Monetary gains, support given	Parents	A2	The combined total number of users/downloads for the financial year 2022/2023 is 868. Training has since evolved through partnership with the Money & Pensions Service. We have facilitated the first cohort of multi-agency staff through the MAPS Money Guiders self-directed e-learning.

*Poverty Drivers

- 1 – Income from Employment
- 2 – Costs of living
- 3 – Income from Social Security and benefits in kind

**Best Start, Bright Futures Indicators

- A – Employment offer actions
 - A1 – A strengthened employment offer to parents
 - A2 – Connectivity and childcare
 - A3 – Transforming our economy
- B1 – A transformational approach to People and Place
- B2 – Enhanced support through social security
- B3 – Income maximisation
- B4 – Access to warm affordable homes
- C1 – Best start to life
- C2 – Supporting children to learn and grow
- C3 – Post school transitions

Appendix 1C - Child Poverty Case Studies

a) Financial Help in Early Years 2022/23

Referrals to the service for the year were 505 resulting in £1.25m in increased benefits.

In 2022/23 there was an emphasis on increased hardship due to the cost of living. Many families presented with financial difficulties as a reason for referral rather than the usual benefit check. Many cases where persons were financially struggling were only highlighted when specifically asked how they were coping on a week-to-week basis.

For example, a single mum mentioned she had £4.59 in the bank and absolutely nothing in her purse when asked how she was coping. Her case was immediately forwarded for a Community Care Grant or alternative funding from the new Financial Inclusion Fund. These funds have been well received for many struggling families this year with positive reactions on receipt of this unexpected additional money.

SBC arranged for the [Financial Help in the Early Years leaflet](#) to be distributed around all Childminders, Nurseries and Primary Schools in the Scottish Borders including a message to parents that the information was also available on all websites and social media in order to check they were receiving full benefits entitlements. Additional referrals were subsequently received from these sources, particularly Primary Schools. In addition, over 600 leaflets were distributed to Health Visitors this year.

After a marked drop in referrals from non-UK citizens over the last 3 years it is recognised there has been an increase lately from families moving to the UK from places such as India, Portugal, Cape Verdi, Poland, Romania, and Ukraine. A positive response was received from one Ukrainian family who although already claiming Universal Credit did not realise they were also entitled to Scottish Child Payments of £300 per month plus a lump sum of around £800 in Early Learning and School Age Payments.

A notable case was that of a vulnerable teenage mother with a young daughter who had separated from her partner due to prolonged domestic abuse. He had been claiming all the families' benefits and had continued to do so even after the separation. SBC's involvement resulted in this arrangement being terminated and the mother is now in receipt of benefits totalling £12,300 per year and is looking forward to a much brighter future for herself and her daughter.

A mother with 4 children moved to Scotland from England to escape years of domestic abuse. The husband's income had exceeded Benefit limits, so she had no personal source of income when she arrived. Temporarily living with extended family was not working well for all involved. The full range of benefits were soon put in place and with the additional Scottish Benefits of £436 per month plus lump sums totaling £856, the total monthly income was raised from zero to £1,500 per month. She was unaware of the Scottish Benefits and after years of being financially exploited by her husband she was both surprised and delighted to be receiving this extra amount. Shortly after receiving the Benefits the family moved to more suitable accommodation in Edinburgh and are now living safely and happily away from the abusive husband and father.

b) Volunteering

Volunteering opportunities for people to learn new skills, expand connections and increase self-confidence have been very popular, and many children, young people and families benefit as a result. Examples include:

- Volunteer Centre Borders (VCB) supported and worked with 70 community groups/charities to recruit volunteers with 520 open opportunities for volunteers in the Scottish Borders.

- Ninety-seven volunteers were signposted to community groups and 104 new volunteers identified.
- Four drop-in sessions were held at Galashiels Jobcentre and 1 in Hawick Jobcentre between November-March for customers to find out more about volunteering and opportunities available.
- Citizens Advice Bureaux (CAB) attended 2 provider events in Galashiels Jobcentre. These events had 5/6 organisations attending, and CAB provided an overview of the benefits of volunteering and opportunities available.
- In November 2022 CAB attended the NHS Recovery and Wellbeing course in Galashiels to give an informal talk on the benefits of volunteering and discuss the types of opportunities available.
- During the period of September 2022 to March 2023, VCB concentrated on the unknown destinations of young people to provide joint support to young people who may not have had any help and have little options for the future. CAB work to design new learning and practical experiences for families and young people to take part in the most needed areas in the Scottish Borders.
- A Volunteer co-ordinators Network has been formed to support co-ordinators throughout the Scottish Borders with currently 18 different co-ordinators involved.
- The third 'Loving Our Volunteers' Awards celebration was held in February 2023. This celebration saw 8 categories highlight the work of groups, individuals and volunteer involving organisations across the Scottish Borders. In total 91 guests attended with 24 volunteers shortlisted, 8 winners and 16 runners up in 8 categories. Forty-four organisations were nominated, with 91 nominations altogether.

c) Warm and Well

A fund of £100k was made available across localities throughout the Scottish Borders. Organisations could apply for up to £2k towards the cost of opening additional hours or spaces. A total of £20,861.70 was granted with 17 Warm Hubs created.

In Eildon TD1 Youth Hub utilised funding to open additional hours to existing services running Warm Hubs over 2 days per week over a 9 week period supporting 81 people. Through their existing Fareshare partnership the Youth Hub offered 24 families additional support with excess food at the end of the week.

“Over the weekend it can be pretty rubbish as we aren’t at school, but by taking home loads of scran from here on a Friday night means that Saturdays aren’t so bad.”

St Boswells Village Hall introduced Warm-Up Wednesdays running for 14 weeks supporting over 200 community members.

“It is great that not only can I stay here and not worry about going home to an empty fridge and cold home, but you leave out all the toys and resources, so my son can enjoy taking part in things whilst here.”

In Berwickshire 4005 people attended the 210 sessions delivered in warm spaces. This was supported by 108 volunteers and 10 paid staff. A co-ordinated approach ensured no duplication and in offering different opening times and days across Berwickshire maximised attendance. Partnerships were formed, children benefitted from food after school on Fridays, volunteers benefitted from the provisions and many who attended lived alone with health conditions or mobility restrictions.

“A meal and weekly social interaction has been greatly valued as I struggle with mental health and feel the pinch of the cost-of-living expenses.”

“I used to just come along myself and now I have people to meet and talk to. I really enjoy it.”

“It’s great to have the Brunch Hub as it’s the only time I get out.”

YouthBorders were allocated £90,000 to distribute between eligible member groups to deliver additional youth work activities or enhance provision to keep young people warm and well over winter. Young people and families experiencing financial hardship, poverty or deprivation were provided with a dignified and rights-based response to the impact of the increased cost of living on young people and their communities. Large grants of £5,000 and smaller grants of £1,500 were available to groups who met the minimum outcomes thresholds for both the young people and the organisations.

Twenty five YouthBorders member organisations received grants. These Youth Groups signposted and referred to appropriate agencies and local supports to support financial inclusion and income maximisation. A total of:

1488 young people benefitted directly from the Warm and Well Funding

5756 people indirectly benefitted from the funding (parents, carers, siblings)

280 additional youth work sessions were conducted

430 households were assisted through signposting for further support

182 vouchers or care packs to young people and their families were distributed consisting of food, blankets, and clothing

Of the 182 vouchers and care packs, these reached 264 children and young people under the age of 18

Parents/Carers quotes:

“I can’t thank the funders enough. We live in an old and cold house, and I am the only one with a wage coming in with four daughters which causes big problems. It has brought huge joy and is very much appreciated, and X is over the moon. We may be struggling but that was a huge act of kindness. I am a crying mess and can’t believe people would take time to help us in this way.”

“I received support to help with the cost of the rising energy prices as I was struggling to make ends meet and put heating on in my home. This took a huge amount of stress from myself and helped us so much.”

“I really loved the care packs that were delivered to my door. They helped me cope with my anxieties and made me feel good. I like the cosy blanket and it helps keep me warm in my bedroom because I live in a cold house. The food from Asda’s was the best. I loved the chicken and my family, and my sisters shared it and we all had fun with my family. We are very grateful for everything.”

d) Whole systems approach to diet and healthy weight with a focus on children and families and reducing health inequalities



The Whole System Approach to child healthy weight and reducing inequalities commenced in Eyemouth in March 2021. Funding of £50k was awarded in January 2022 to support the delivery of priority themes identified in stakeholder workshops:

Theme 1 - Communication: publication of Eyemouth Living magazine. Developed and distributed by volunteers to homes and community venues in the town. The publication is now moving online.

Theme 2 - Family Participation and Learning: development of a book boxes scheme; engagement with parents and decision makers re play spaces and the implementation of a community lunch.

Theme 3 - Outdoor activities: a junior parkrun has been ongoing since August 2022; improvements have been made in access to cycling safety and resources; a resource pack and associated training has been developed to support outdoor activities provision. An equipment store is available through the community centre.

Appendix 1D - Challenge Poverty Week 3-9 October 2022

DATE	Messaging
Mon 3	<p>This week we're supporting Challenge Poverty Week by highlighting the wide range of information, advice and support that is available across the region to support people experiencing financial hardship #ChallengePoverty #CostofLivingCrisisSupport</p>  <p>Highlight on Money Worries App The NHS Borders Money Worries App provides a wide range of information about support services available nationally and locally in the Scottish Borders. Find out how you can improve your financial health by downloading it from either the Apple App store or Google Playstore. #ChallengePoverty #CostofLivingCrisisSupport</p>  <p>Highlight on SBC Cost of Living Support It's #ChallengePoverty week (3-9 October) and a reminder that our website provides detailed information about what grants, benefits and support you may be entitled to. For more information, visit: http://www.scotborders.gov.uk/costoflivingcrisisupport or call Customer Advice and Support Services on 0300 100 1800. #ChallengePoverty #CostofLivingCrisisSupport</p>
Tues 4	<p>Highlight on Energy If you're worried about your energy bills or struggling to stay warm at home, you can find tips for reducing fuel costs and links to help and support here: http://www.scotborders.gov.uk/costoflivingcrisisupport</p>

	<p>Highlight on Mental Health</p> <p>"Poverty is one of the causes of mental ill health. As more people struggle financially during the cost-of-living crisis, it is more important than ever to look after your mental health and know where to find support if you need it. Find tips for staying well and links to help and support here."</p> <p>http://www.nhsborders.scot.nhs.uk/media/896673/Mental-Wellbeing-support-summary-leaflet.pdf</p>
Wed 5	<p>Highlight on Financial Support</p> <p>Did you know Citizens Advice Bureau could help with income maximisation and advice on bills? They also offer a free financial health check service. Find out more information here: Debt and money advice Scottish Borders Council (scotborders.gov.uk)</p> <p>Did you know you can receive financial help during pregnancy and with a child up to school age? Find out more about what support is available and our Financial Help in the Early Years information sheet here: Benefits for parents, children and young people Financial Assistance and Support Scottish Borders Council (scotborders.gov.uk)</p> <p><u>Social Security Scotland:</u> You can now access face-to-face support when applying for benefits with Social Security Scotland. Book an appointment with a Client Support Adviser by calling 0800 182 2222 or find out more here: Benefits and grants - mygov.scot</p>
Thu 6	<p>Highlight on Food</p> <p>There are various options available if you are struggling with access to food, including: Food banks, Fairshare providers, Early Years Centres, Community cafes and food larders. Find local venues and organisations here: Help with access to food Cost of Living Crisis support Scottish Borders Council (scotborders.gov.uk)</p> <p>If you're on a low income or receive certain benefits, you may be eligible for free school meals, plus some other benefits such as clothing and footwear grants. Find out more at: Benefits for parents, children and young people Financial Assistance and Support Scottish Borders Council (scotborders.gov.uk)</p>
Fri 7	<p>Highlight on Benefits</p> <p>Could you, or someone you know, be missing out on Pension Credit? Pension Credit tops up pension income and can help with day-to-day living costs. You can check your eligibility at www.gov.uk/pension-credit or by calling 0800 99 1234</p> <p>The Scottish Child Payment is a weekly payment of £20 per eligible child under 6. You can find more information and how to apply here: https://www.mygov.scot/scottish-child-payment</p> <p>The NHS Borders Money Worries App provides a wide range of information about support services available nationally and locally in the Scottish Borders. Find out how you can improve your financial health by downloading it from either the Apple App store or Google Playstore.</p>

Appendix 1E - Scottish Borders Child Poverty Actions 2023/24

Action	Poverty Driver*	Partners Involved	How will impact be assessed?	Intended beneficiaries or target group	Best Start, Bright Futures Indicator
Employability Through these actions we will increase support available to parents, and uptake and awareness of that support, as well as giving parents access to skills, training and opportunities. This will strengthen the employment offer to parents and create new fair work opportunities, plus tackling inequalities which stop parents from entering and participating in the labour market.					
Parental Employability Service					
Provide access to and referrals to the Employability Service.	1, 3	SBC Early Years SBC ESS	Increased referrals	Children and Families	A1
Financial Support					
Offer assistance with benefit appeals and specialist advice.	1, 3	SBC Financial Inclusion Team	Number of benefit appeals and specialist advice provided	Children and Families	A2
Signposting for help with childcare (aged 2+), travel, digital skills and information on financial support through welfare benefits and Scottish Social Security Benefits.	1, 3	CAB	Increased take up of services and benefit entitlements	Parents	A2
Increase awareness and accessibility of HMRC's Childcare Account for both working families and childcare providers.	1, 3	SBC Early Years	Increased number of families receiving support Increased number of registered childcare providers with scheme	Children and Families	A1
Provide support to parents to help them to take up, extend or sustain employment and maximise their income.	1, 2, 3	SDS	Uptake or extension of employment to maximise income	Parents	B3
Administer a client intervention fund to assist with the removal of barriers to employment and support individuals to complete funding applications including Independent Living Fund.	1, 2, 3	SDS	Usage of funding	Families	B3
Positive Destinations					
Increase skills and the likelihood of young people impacted by poverty achieving a positive destination.	1	SBC Education SDS DYW Borders Borders College SBC CLD	Increased skills of young people and achievement of positive destinations	Children and Young People	A3

Action	Poverty Driver*	Partners Involved	How will impact be assessed?	Intended beneficiaries or target group	Best Start, Bright Futures Indicator
Ensure care experienced learners receive ongoing support through transition from school to positive destinations. Increase positive destination rate of learners living in quintile 1 and reduce the poverty gap.	1	SBC Education	Increased positive destination rate of learners	Young People	C3
Fair Work Nation					
Work with employers to ensure they are aware of their responsibilities to employees/workers in line with the principles of a Fair Work Nation.	1	CAB	Increased awareness of workforce challenges and Fair Work Nation	Families	A3
Engage with employers to ensure fair, rewarding and sustainable work opportunities are promoted and supported.	1	SBC Employability Service	Increased engagement with employers	Families	A3
Work with employers to support delivery of apprenticeship programmes and encourage Fair Work practices including payment of the Living Wage.	1, 2	Borders College SBC Employability Service Interest Link Borders	Number of apprenticeship programmes	Young People	C3
Childcare					
Offer options for parents to engage in work and access to appropriate childcare.	1	Child Poverty Action Group Employability Service SBC Early Years	Engagement in work for parents accessing appropriate childcare	Parents	A2
Provision of support funding to cover Childcare requirements to enable students to fulfil their attendance, study and work placement requirements.	1	Borders College	Increased attendance levels	Families	A2
Volunteering					
Promote volunteering roles within the CAB Service to support parents/carers returning to the workplace.	1	CAB	Increase of parents returning to work	Parents	A1
Develop volunteer peer mentoring to build confidence, responsibility and help with career decisions.	1	Interest Link Borders	Number of members & families supported, volunteers involved and sessions provided.	Families	B1
Create pathways into youth work and offer opportunities for learning and on the job training through volunteering.	1	Tweeddale Youth Action	Number of young people supported	Young People	C3
Information and Support					
Signposting and provision of information to parents will be done through the library service.	1	Live Borders	Number of parents supported	Parents	A1
Signpost or refer parents to local specialist services who are looking for support back into employment.	1	CAB	Increased referrals	Parents	A1

Action	Poverty Driver*	Partners Involved	How will impact be assessed?	Intended beneficiaries or target group	Best Start, Bright Futures Indicator
Provide learning opportunities to support parents into employment.	1	SBC CLD	Take up of increased learning opportunities	Parents	A1
Promote employability and other relevant projects across social media channels and through referrals from frontline staff.	1, 2	BHA	Increased employability promotion	Parents and families	A1
Provide advice, assistance and benefit checks to parents of young children.	1, 2, 3	SBC Early Years	Provision, value and uptake of benefits and support	Parents	A1
Offer employability training to those requiring support, including young people and parents.	1	SBC ESS	Increased number of participating parents and young people at training	Parents and Young People	A1
Partners can use our space to meet clients in a safe/neutral space to provide help and advice.	1	Live Borders Job Centre Third Sector	Increased participation from parents and families	Parents and families	A1
Grow the BookBug Programme to support young parents and develop signposting alongside "return to work" schemes.	1	Live Borders	Increased parental participation of BookBug programme	Parents and families	A1
Develop partnership approaches to jointly run events with roadshows/leaflets.	1	Live Borders	Increased participation at jointly run events	Parents and families	A1
Collaborate with partners to offer digital skills in library spaces.	1	Live Borders	Usage of Connecting Borders devices	Parents and families	A1
Offer activities, respite and unlimited support for family members to develop friendship networks, confidence and communication skills.	1	Interest Link Borders	Number of family carers benefitting and sessions provided.	Families	A1, B1, C2
Expand outreach Careers guidance and employability support activities.	1	SDS Job Centre	Increased engagement from customers including parents and carers	Parents and families	A1
Monthly drop-ins at EY centres to provide Parental Employability Support (PES) for parents who are entitled to Eligible 2's placements.	1	SBC ESS SBC Early Years DWP	Take up of training opportunities	Children and Families	A1
Fortnightly drop-in support from the Parental Employability Service (PES).			Eligibility of parents entitled to support	Parents	
Provide numeracy courses for parents through the Government's Multiply initiative.	1	SBC ESS	Increased number of participating parents	Parents	A1

Action	Poverty Driver*	Partners Involved	How will impact be assessed?	Intended beneficiaries or target group	Best Start, Bright Futures Indicator
Offer 1-1 employability support to care experienced young people and engage with support services to ensure wrap around support is provided.	1	SBC ESS	Number of care experienced young people supported	Young People	C1
Projects and Programmes					
Shape a delivery plan and actions through the provision of local skills training and targeted interventions, including travel vouchers to ensure accessibility.	1	Borders College Local Employability Partnership SBC ESS DWP	Formulation of delivery plan and actions	Young People	A1
Develop a Community Pop Up Hub employability programme.	1, 3	SDS DWP SBC	Increased engagement from individuals	Families Parents Disabled Minority Ethnic Mothers	A1
Deliver programmes promoting independence/life skills and offer awards in volunteering to support participants to gain the skills required to enter paid work.	1	Borders College	Number of volunteering awards	Young People	C3
Develop physical and mental health, mindfulness and meta skills through an employability boot camp.	1	Borders College SBC	Increased physical and mental health skills	Families	A3
Provide an all age employability service (16+), including travel pass and digital connectivity access.	1	SBC Employability Service	Number of young people supported	Young People	C3
Work with local partners to provide targeted employability skills training and support people into ancillary roles in the NHS.	1	Borders College SBC NHS	Improved target employability skills	Families	A3
Undertake meaningful industry insight visits over the summer to a broad range of key industry sectors.	1	SDS DYW	Visits conducted	Young People	A3
Support partnership planning for poverty related issues by producing labour market information including Regional Skills Assessments.	1	SDS	Evidence from Regional Skills Assessments conducted	Families	A3
Break the intergenerational cycle of poverty by working with partner agencies to target hard to reach families.	1, 2, 3	SBC ESS Social Work Early Years	Take up of services	Families	B1

Action	Poverty Driver*	Partners Involved	How will impact be assessed?	Intended beneficiaries or target group	Best Start, Bright Futures Indicator
Education					
Through these actions we will continue to tackle the poverty related attainment gap and support the health and well-being of children and young people. This will in turn help children and young people to achieve better lifelong outcomes, thus helping to break the cycle of poverty.					
Attainment					
Achieve medium term outcomes of Scottish Attainment Challenge strategy to improve outcomes whilst closing the poverty-related attainment gap.	1	SBC Education	Achievement of medium term outcomes	Children and Young People	C2
Narrow the poverty attainment gap through resourcing improvements in pedagogy, curriculum development and learning and teaching assessment by utilising Strategic Equity Funding.	1	SBC Education	Narrowing of poverty attainment gap	Children and Young People	C2
Develop a curriculum reflecting the aspirations of the OECD Review of Curriculum for Excellence as well as The Hayward Review on national qualifications and assessment.	1	SBC Education	Evaluation of practices, approaches and experiences of staff and children	Children and Young People	A2
Ensure Learning for Sustainability, UNCRC and The Promise are integral to our new curriculum and culture.	1	SBC Education	Evaluation of practices, approaches and experiences of staff and children	Children and Young People	A2
Plan and lead interventions with children and parents/carers to close poverty related attainment gaps.	1	SBC Early Years	Attainment gap improvements	Children and Families	C2
Transport and Travel					
Ensure all young people have access to the Young Scot website, support to apply for their Travel Card and free bus travel for under 22s is promoted.	1	SBC CLD Borders College SBC EES Tweeddale Youth Action CAB	Increased applications for Travel Cards Increased uptake of travel entitlement Increased bus travel applications	Young People	A2, C3
Students who do not qualify for national travel entitlement schemes are provided with bus or train tickets where they meet the eligibility requirements of student bursary.	1	Borders College	Increased distribution of bus and train tickets	Young People	A2, C3

Action	Poverty Driver*	Partners Involved	How will impact be assessed?	Intended beneficiaries or target group	Best Start, Bright Futures Indicator
Digital Support					
Identify children and young people with learning disabilities and autism who would benefit from devices and connections.	1	Interest Link Borders Connecting Scotland Connecting Borders	Increased uptake in digital devices	Children and Young People	A2
Student advice, guidance and support is available to all students and supported by a comprehensive student information portal to support successful learner outcomes.	1, 2, 3	Borders College	Positive learner outcomes	Families	B3
Support to adults requiring help with accessing, owning and training for IT literacy.	1	SBC CLD	Number of adults supported	Families	C2
Information and Support					
Provision of support funding to cover Childcare requirements to enable students to fulfil their attendance, study, and work placement requirements of college qualifications.	1	Borders College SBC CLD	Increased attendance levels Increased access to childcare	Families	A2
Libraries offer drop in craft and reading sessions and the 'summer ready challenge' for children.	1	Live Borders	Number of children supported	Children	C2
Identify and support pupils, in partnership with schools, whose education may be affected by poverty factors.	1, 2, 3	SDS Schools	Number of young people supported	Young People	C3
Ensure all young volunteers qualify for Saltire Awards.	1	Interest Link Borders	Number of volunteers	Young People	C3
Ensure our learners are aware of and supported to apply for the various government schemes to expand the networks for our communities.	1, 3	SBC CLD	Increased applications for government schemes	Families	A2
Projects and Programmes					
Provide a mentoring programme specifically aimed at supporting, advocating and coaching young people who are most at risk of not sustaining a successful learning journey.	1	Borders College	Number of students supported	Families	C2, C3
Deliver enhanced inclusive economic growth through the Regional Economic Partnership, whilst continuing to adopt and embed the Fair Work approach.	1, 3	SOSE	Number of organisations funded whose activities indirectly or directly address child poverty	Families	A2

Action	Poverty Driver*	Partners Involved	How will impact be assessed?	Intended beneficiaries or target group	Best Start, Bright Futures Indicator
Information & Advice					
Through these actions we will help to ensure families receive the support they are entitled to. We will provide support to help overcome barriers to accessing this support, as well as improving the quality and availability of advice services.					
Transport and Travel					
Signpost to relevant services where there is an entitlement to support with transport e.g., free bus pass.	1	SBC Financial Inclusion Team	Uptake of Travel Cards	Families	A2
Advertise and promote free bus travel for under 22s and Job Start Payment.	1, 2, 3	SBC Financial Inclusion	Number of young people supported	Young People	C3
Signposting and Advice					
Signpost specialist support, including mental health and drug and alcohol services to young people attending youth club.	1, 2, 3	Tweeddale Youth Action	Number of Young People signposted	Young People	B1
Provide a holistic and whole family support library service by signposting and provision of authoritative sources of information.	1, 2, 3	Live Borders	Uptake in signposting	Families	B1
Signpost or refer to local and national employment support if relevant.	1, 2	CAB	Number of young people supported	Young People	C3
Available Support					
Develop and produce a service directory which outlines available support for children and young people, families, and professionals.	1, 2	SBC Financial Inclusion Team	Increased available support	Families	B1
Proactively promote free school meals (FSM) and clothing grant provision, conduct benefit take up campaigns and provide linked advice and support.	2	SBC Financial Inclusion Team	Increased uptake	Children and Young People	A3, B3
Students are supported to ensure that they access the maximum and appropriate funding sources available to them.	1, 2, 3	Borders College SBC CLD	Uptake of funding sources	Families	B3
Housing & Energy					
Through these actions we will help to keep housing costs low, provide support with rising energy bills and tackle homelessness for families.					
Tenancy Sustainment					
Support families to secure settled, mainstream housing as part of the Rapid Rehousing Transition plan.	1, 2	SBC Homelessness	Reduction in homelessness	Families	A1, B4
Parents are signposted for advice and support on housing or tenancy related matters.	1, 2, 3	SBC Financial Inclusion SBC Homelessness	Number of families supported	Families	B4

Action	Poverty Driver*	Partners Involved	How will impact be assessed?	Intended beneficiaries or target group	Best Start, Bright Futures Indicator
Use social media and campaign marketing to encourage people facing homelessness to engage early with a view to set up repayment options and/or other suitable debt remedies.	1, 2, 3	CAB Landlords	Number of families supported	Families	B4
Fuel and Energy					
Award Crisis Grants or signpost to external partners to assist with fuel costs.	1, 2, 3	SBC Financial Inclusion CAB Changeworks Home Energy Scotland RSL's	Number of families supported	Families	B4
Utilise funding from the Scottish Government's Fuel debt fund 2023/24 to support tenants with their heating costs and reduce their fuel debt.	2, 3	SBHA	Number of tenants supported monetary gains	Families	B4
Support 2,000 social rented tenants through continued funding of the Warm and Well Co-ordinator and Energy Advisor.	2, 3	SBHA	Number of tenants supported monetary gains	Families	B4
Warm Affordable Homes					
Creation of new social housing though warm, affordable housing and infrastructure.	2	BHA	New social housing creation	Families	B1
Information and Support					
Engage with support services to ensure they are easily accessible and available to all, as well as funding information.	1, 2, 3	SBC ESS	Number of families supported	Families	B4
Health & Wellbeing Through these actions we will provide financial, practical, and emotional support, helping to tackle and mitigate the impact of poverty as well as preventing it.					
Food and Healthy Eating					
Secure funding to continue to support families with vouchers and continue to provide food at evening drop-in sessions.	1, 2, 3	Tweeddale Youth Action	Number of vouchers distributed Food provided	Young People	B1, B2
Invest in estates and community facilities including community food gardens.	1, 2, 3	BHA	Investment to community food gardens	Families	B1
Work with third sector services providing family support to build capacity in relation to health and wellbeing (e.g., healthy eating on a budget).	1, 2	JHIT	Number of families supported	Families	B1

Action	Poverty Driver*	Partners Involved	How will impact be assessed?	Intended beneficiaries or target group	Best Start, Bright Futures Indicator
Offer students a free breakfast, supermarket vouchers, lunch/breakfast bars and provide regular drop in 'Wellbeing' cafes.	1, 2, 3	Borders College	Number of students supported	Families	C1
Provide training to support Breakfast Clubs to deliver nutritious food for children.	2	JHIT	Number of children supported	Children	C2
Promote 'Ride Pingo' for its customers in Berwickshire and enable older people to attend lunch clubs and social community events.	1	BHA Berwickshire Wheels	Number of transport users	Families	A2
Mental Health					
Offer Books on Prescription and signpost to mental health services.	1	Live Borders	Increased uptake Increased signposting	Families	B1
Provide tenancy sustainment services, direct and intensive support to prevent tenancy failure including financial inclusion and BeWell mental health project.	1, 2, 3	BHA	Uptake of sustainment services Number of families supported	Families	B1, B4
Lobby for renewed funding for the student mental health counselling service. Continue to work with local third sector providers to provide collaborative interventions that will support student mental health and wellbeing.	1, 2	Borders College	Uptake in mental health counselling services	Families	B1
Co-deliver Continuous Professional Development training on Mental Health Awareness including Trauma Informed Practice and Self Harm and Suicide Prevention.	1	NHS Borders SDS	Increase of trained SDS Advisors	Families	B1
Information and Support					
Provide five fortnightly peer-age befriending groups for children and young people with learning disabilities & autism aged 8-25. Also, fifteen 1:1 befriending links.	1	Interest Link Borders	Number of members & families supported, volunteers involved, and sessions provided	Children and Young People	B1
Provide information on maternity rights, additional support offered, benefit checks and claim support.	1, 2, 3	CAB	Number of families supported	Families	C1
Provide local breastfeeding support groups.	1	JHIT SBC Early Years	Number of parents supported	Parents	C1
Provide Healthy Start Vitamins.	1	JHIT	Number of children supported	Children	C1
Provide weaning and healthy groups for families.	1	JHIT SBC Early Years	Number of families supported	Families	C1

Action	Poverty Driver*	Partners Involved	How will impact be assessed?	Intended beneficiaries or target group	Best Start, Bright Futures Indicator
Projects and Programmes					
Implement the Team Around the Cluster approach in our school communities.	1, 2, 3	SBC Education	Uptake of families supported	Children and Families	B1
Increase the number of schools and settings evaluating themselves as good or better for QI 3.1. Provide training for child protection coordinators and designated managers on aspects of The Promise and roll out play pedagogy.	1	SBC Education	Increased results Uptake of training	Children and Young People	C1
Monitor and evaluate whole family support provided to ensure it continues to meet the needs of the families.	1, 2, 3	SBC Early Years	Evaluation of support provided	Families	B1
Provide a programme of Bookbug for babies and toddlers.	1	Live Borders	Number of children supported	Children	C1
Support delivery of School Holiday programmes.	1	JHIT	Number of families supported	Families	C1
Undertake core work with families on playing with their children through a number of sessions, i.e., Bookbug, Stay and Play, Tots Time.	1	SBC Early Years	Number of families supported	Families	C1
Funded ELC provided free at the point of delivery.	1	SBC Early Years	Number of families supported	Families	C1
Tackling Digital Exclusion Through these actions we will expand the Connecting Scotland Programme, and help to provide devices for families in poverty to enable access to appropriate services and support.					
Identify further sources of funding to continue with the Connecting Borders project to meet increased demand.	1	Live Borders	Usage of Connecting Borders devices	Parents and families	A1, C3
Utilise Connecting Scotland, NOLB and SPF resources to ensure all parents gain access to a device and appropriate IT training.	1	SBC EES	Access to digital devices	Parents	A2
Provide a laptop loan system whereby anyone who requires a laptop, digital device or broadband access receives this.	2	Borders College	Uptake of digital devices	Families Young people	C2, C3

Action	Poverty Driver*	Partners Involved	How will impact be assessed?	Intended beneficiaries or target group	Best Start, Bright Futures Indicator
Communities & Partnerships					
From these actions we will work with partnership, third sector and community organisations to provide holistic and whole family support.					
People and Place					
Deliver our vision for place and regeneration and support communities to form Place Plans.	1, 2	SBC Communities	Partnership working with third sector and community organisations	Families	B1
Seek opportunities to deliver place-based services in communities in collaboration with other partners and agencies.	1	SDS	Delivery of place-based services	Families	B1
Provide library membership for every baby born in the Scottish Borders.	1	Live Borders SBC Registrars	Number of families supported	Families	C1
Support the delivery of play park programmes through the Capital Investment Scheme and Sport and active living funding opportunities.	1	SBC Communities	Delivery of play parks Number of children and young people supported	Families	C1, C2
Develop new partnerships, in both the third sector and community organisations to gain improved outcomes for our clients.	1, 2, 3	CAB	Number of families supported	Families	B1
Funding					
Initiate and support community projects through community funds, some of which are now social enterprises.	1	BHA	Increased community projects	Families	A3
Work in partnership with third sector and community organisations, attend fortnightly/monthly community meetings and co-deliver warm and well grant funding.	1, 2, 3	SBC Communities	Partnership working with third sector and community organisations	Families	B1
Work with strategic partners to ensure there is help with heating costs through Cost-of-Living Support initiatives.	2	SBC Planning & Strategy	Cost of Living initiatives	Families	B2
Support the roll-out of the Money Guiders Training Programme in partnership with the Money and Pensions Service.	1, 2, 3	JHIT	Response to Money Guiders Training Programme	Families	B3

Action	Poverty Driver*	Partners Involved	How will impact be assessed?	Intended beneficiaries or target group	Best Start, Bright Futures Indicator
Holistic and Whole Family Support					
Provide holistic support through the Stepping Stones project and signpost to other organisations.	1, 2, 3	Tweeddale Youth Action	Number of referrals received	Young People	B1, B2
Work cohesively in family assessments to provide a package of support as part of a shared 'whole family approach.'	1	SBC ESS	Increase to packages of support delivered	Families	B1
Projects and Programmes					
Explore the possibility, working in collaboration with NHS, to ensure timely mental health support is offered to clients accessing employability services.	1	SBC ESS NHS	Delivery of collaborative working with NHS	Families	B1
Work in collaboration with Peebles High School to offer daytime vocational support for disengaged young people. Work towards PHS using SQA framework to recognise achievement through this support and tie in with business and enterprise.	1	Tweeddale Youth Action	Number of young people supported	Young People	C2
Attend school career fairs to raise awareness of all types of support that could be available depending on their circumstances.	1, 2, 3	CAB	Number of children supported	Children	C2
Inform and shape provision based on the Annual Participation Measure, focusing on areas with poor participation.	1	SDS LEP YPG	Number of families supported	Families	C2
Improve the effectiveness, consistency, and impact of 14+ meetings through a refreshed framework and event for core partners.	1	SDS LEP YPG	Number of young people supported	Young People	C3
Engage fully in identifying, supporting, and addressing child poverty throughout the Local Employability Partnership key themes of transitions, barriers, employer engagement, skills, and leadership.	1, 2, 3	SBC Employability Service	Number of young people supported	Young People	C3
Promote an employee volunteering scheme with companies/organisations and continue to deliver the volunteering policy.	1,2,3	SOSE Volunteer Centre Borders	Evaluation of participants taking part in scheme	Families	A3

Action	Poverty Driver*	Partners Involved	How will impact be assessed?	Intended beneficiaries or target group	Best Start, Bright Futures Indicator
Fuel related activity Through these actions we will tackle fuel poverty and provide support with rising energy bills.					
Warm and Well					
Offer libraries as warm spaces during autumn and winter 2023/24. Signpost to the SBC Cost of Living Crisis website.	2	Live Borders	Number of participants Number of families supported	Families	B2, B4
Allocate Warm and Well funding to support the operation of warm spaces in communities during the winter period.	1, 2, 3	SBC Communities	Number of families supported	Families	B4
Attend Warm Spaces and other community groups to be proactive to discuss energy saving ideas, schemes, and funds available to help families.	1, 2, 3	CAB	Number of families supported	Families	B4
Fuel and Energy					
Provide ongoing support to mitigate fuel poverty including distribution of SG Fuel Support funding, Fuel Bank vouchers and energy saving advice.	2	BHA	Funding and voucher allocation	Families	B2
Signpost clients to Housing Providers as part of Initial Assessment to ensure eligibility of all additional funds for Fuel costs.	2	SBC ESS	Increased eligibility identified from Initial Assessments	Families	B2
Partnership Working					
Work in partnership on specific projects such as Low and Slow and provide energy training in local communities.	2	SBC Communities Changeworks CAB	Uptake of Low and Slow Project	Families	B2
Work in partnership with Borders Home Energy Forum members to support fuel poverty interventions.	2	JHIT	Number of families supported	Families	B4
Continue the partnership delivery of the Warm & Well Scheme in 2023/2024, including the services of an Energy Advisor.	2	SBC CAB	Monetary gains and support given	Families	B4
Financial Inclusion Through these actions we will help maximise income of low-income households, lifting children out of poverty and combatting the cost-of-living crisis.					
Education Settings					

Action	Poverty Driver*	Partners Involved	How will impact be assessed?	Intended beneficiaries or target group	Best Start, Bright Futures Indicator
Students under the age of 18 are assisted to apply for Education Maintenance Allowance and to ensure that they maximise the student income streams they are eligible for.	1, 2, 3	Borders College	Number of students supported	Young People	C2
Schools will work more collegiately in clusters on the cost of the school day, using pupil equity funding to support it.	2, 3	SBC Education	Monetary gains	Families	B2
Support parents to be more confident as parents and co-learners in the education of their children and help their child flourish as a member of the school and wider community.	1	SBC CLD	Number of families supported	Families	C1
Income Maximisation					
Work in partnership with other local authority and third sector organisations to support families with income maximisation and access to benefits and grants.	1, 2, 3	SBC Education	Uptake of families supported	Children and Families	B3
Provide Financial Inclusion and signposting to relevant services including child specific welfare support, access to food resources and clothing grants. Maximise take up of child related benefits and resources.	1, 2, 3	BHA	Uptake in accessing assistance Update of benefits	Families	B2, B3, B4, C1
Provide a comprehensive Income Maximisation assessment to clients to ensure all funding streams are explored for families both unemployed and in work. Ensure all eligible families are in receipt of the package of 5 family benefits.	1, 2, 3	SBC ESS	Volume of Income Maximisation Assessments	Families	B2
Provide benefit checks and advice (including referrals from Employability Team) and signposting.	1, 2, 3	SBC Financial Inclusion SBC Early Years	Uptake of referrals Updates in benefits checks	Families	A3, B1, B2
Provide support and signposting for applications for disability benefits and assist with appeals if required.	1, 2, 3	SBC Financial Inclusion	Uptake in benefits applications	Families	B2
Projects and Programmes					
Provide pilot pop up welfare/employability hubs offering wellbeing and employability support and advice.	1, 2, 3	SBC ESS SBC Communities	Attendance at hubs	Families	B3
Undertake take-up campaigns to encourage people to apply for benefits or support where parents might not have been aware of their potential entitlement.	1, 2, 3	SBC Financial Inclusion	Referral intake	Families	B3
Money Worries					
Through these actions we will put money directly in the pockets of low-income households, lifting children out of poverty and combatting the cost-of-living crisis.					
Cost of Living					

Action	Poverty Driver*	Partners Involved	How will impact be assessed?	Intended beneficiaries or target group	Best Start, Bright Futures Indicator
Provide funds to run free breakfast clubs across 20 schools.	2	SBC Communities	Attendance at breakfast clubs	Children and Families	B2
Ensure all students eligible to receive student funding have received additional cost of living payments to help mitigate the cost-of-living crisis in the 22-23 academic year.	2	Borders College	Continuation of Scottish Government funding	Families	B2, B4
Support families 1:1, liaison with housing, vouchers available for supermarkets, linking with and referrals on to charities. Hold clothing swap shops.	1, 2, 3	SBC Early Years	Number of families supported	Families	B4
Income and Benefits					
Increase awareness of benefits among parents of primary and secondary pupils through continued campaigning.	3	SBC Financial Inclusion Team	Monetary gains, support given	Families	B3
Work with people and families to maximise their income in person, by telephone, near me digital service and mail, attending community events and outreach services.	1, 2, 3	CAB	Increase to number of families supported	Families	B3
Provide support with Housing Benefit and Discretionary Housing Payment applications to assist with rent payments.	1, 2, 3	SBC Financial Inclusion	Number of families supported	Families	B4
Promote welfare benefits and Scottish Government benefits relevant to the young person.	1, 2, 3	CAB	Number of young people supported	Young People	C3
Information and Support					
Promote the Money Worries App to increase uptake	1, 2, 3	JHIT CAB NHS Borders	Usage of Money Worries app Number of families supported Monetary gains	Families Parents	A2, B3, C1
Public Health/Health Improvement will roll out multi-agency MAPS Money Guiders training.	2	NHS Borders CAB		Parents	A2

*Poverty Drivers

- 1 – Income from Employment
- 2 – Costs of living
- 3 – Income from Social Security and benefits in kind

**Best Start, Bright Futures Indicators

- A1 – A strengthened employment offer to parents
- A2 – Connectivity and childcare
- A3 – Transforming our economy
- B1 – A transformational approach to People and Place
- B2 – Enhanced support through social security
- B3 – Income maximisation
- B4 – Access to warm affordable homes
- C1 – Best start to life
- C2 – Supporting children to learn and grow
- C3 – Post school transitions

Appendix 1F – Glossary

ASHE	Annual Survey of Hours and Earnings	FPP	Free Period Products
ASN	Additional Support Needs	FSM	Free School Meals
BANG	Borders Additional Needs Group	FYE	Financial Year End
BAVS	Berwickshire Association for Voluntary Service	GCAS	Graduate Career Advantage Scotland
BEAM	Borders Employment and Mentoring	GITS	Get In To Summer
BHA	Berwickshire Housing Association	HMRC	HM Revenue and Customs
BHN	Borders Housing Network	IFAN	Independent Food Aid Network
C&FSW	Children & Families Social Work	IFSS	Intensive Family Support Service
CAB	Citizens Advice Bureau	ILF	Independent Living Fund
CAMHS	Child and Adolescent Mental Health Services	IT	Information Technology
CECYP	Care Experienced Children and Young People	JC+	Job Centre+
CHAS	Children Hospice Association Scotland	JHIT	Joint Health Improvement Team
CIC	Community Interest Company	LACER	Local Authority Covid Economic Recovery Fund
CILIF	Children in Low Income Families	LCWRA	Limited Capability for Work Related Activity
CJS	Community Justice Service	LEP	Local Employability Partnership
CLD	Community Learning and Development	LGBF	Local Government Benchmarking Framework
CLG	Clothing Grant	LINKS	Linking Ideas for Nourishment Knowledge and Support
CPI	Consumer Price Index	MA	Modern Apprentice
CPIH	Consumer Price Index including owner occupiers Housing costs	MAPS	Money and Pensions Service
CSCS	Construction Skills Certification Scheme	MiFi	Mobile Wireless Router
DHP	Discretionary Housing Payment	MIS	Management Information System
DLA	Disability Living Allowance	NIF	National Improvement Framework
DWP	Department for Work and Pensions	NOLB	No One Left Behind
DYW	Developing Young Workforce	NOMIS	National Online Manpower Information System
EELS	Excellence and Equity Leads	NRS	National Records of Scotland
ELC	Early Learning Childcare	OECD	Organisation for Economic Cooperation
EMA 16+	Educational Maintenance Allowance	ONS	Office for National Statistics
ERAS	Employment Rights and Advice Service	PACE	Partnership Action for Continuing Employment
ESOL	English for Speakers of Other Languages	PEF	Pupil Equity Fund
ESS	Employability Support Service	PES	Parental Employability Support
EYCs	Early Years Centers	PHS	Peebles High School
FGDM	Family Group Decision Making	PoPP	Psychology of Parenting Programme

PSHE	Personal, Social and Health Education	SIMD	Scottish Index of Multiple Deprivation
QI	Quality Improvement	SOSE	South of Scotland Enterprise
REHIS	Royal Environmental Health Institute of Scotland	SPF	Shared Prosperity Funding
RRTP	Rapid Rehousing Transition Plan	SVQ	Scottish Vocational Qualifications
RSL's	Registered Social Landlords	SWF	Scottish Welfare Fund
SAC	Scottish Attainment Challenge	TYA	Tweeddale Youth Action
SB CPI	Scottish Borders Child Poverty Index	UC	Universal Credit
SB	Scottish Borders	UCH	Universal Credit Households
SBC	Scottish Borders Council	UNCRC	United Nations Convention on the Rights of the Child
SBHA	Scottish Borders Housing Association	VCB	Volunteer Centre Borders
SCQF	Scottish Credit and Qualifications Framework	VSHT	Virtual School Head Teacher
SDS	Skills Development Scotland	WFWF	Whole Family Wellbeing Funding
SEF	Strategic Equity Funding	YES	Youth Enterprise Scotland
SEN	Special Educational Needs	YSNEC	Young Scot National Entitlement Card
SFHA	Scottish Federation of Housing Associations	YPG	Young Person's Guarantee
SG	Scottish Government		